

# CIAT

EUROPE

## Europe Centre

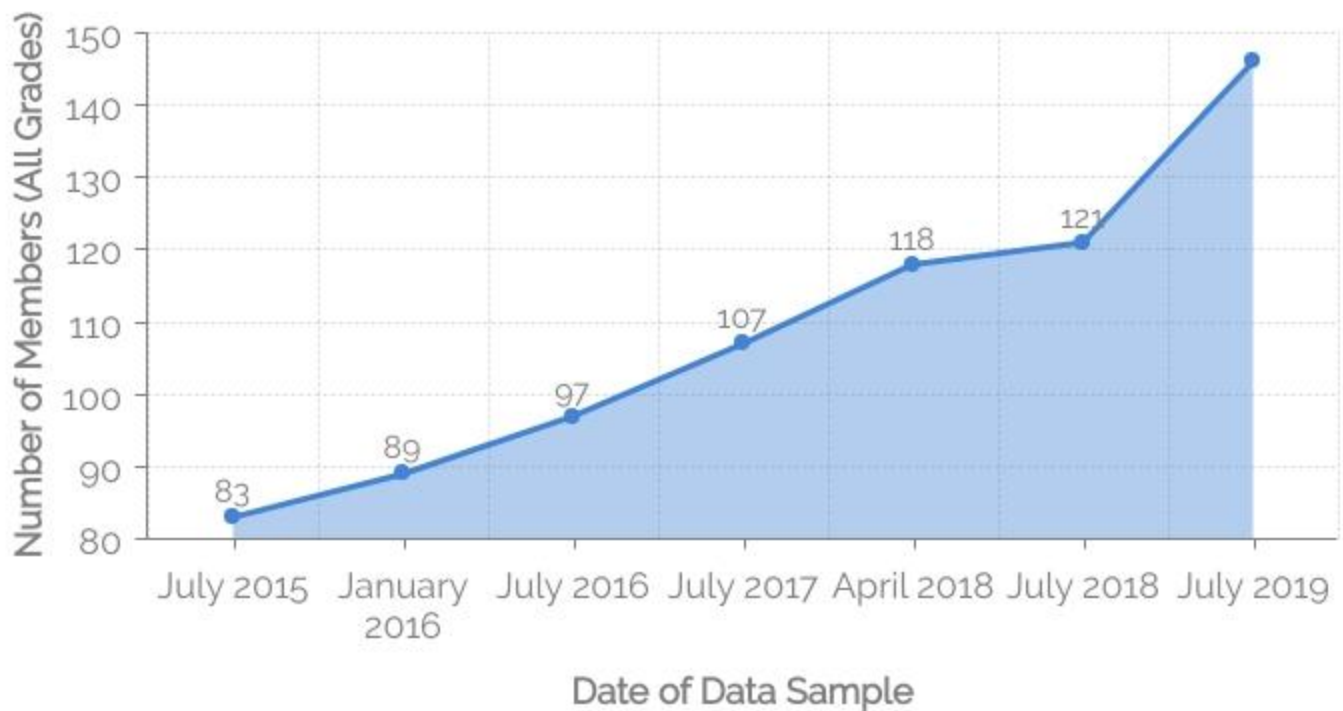
### Strength in Numbers

Key statistics of the Europe Centre illustrating location, numbers and diversity of the Europe Centre membership.

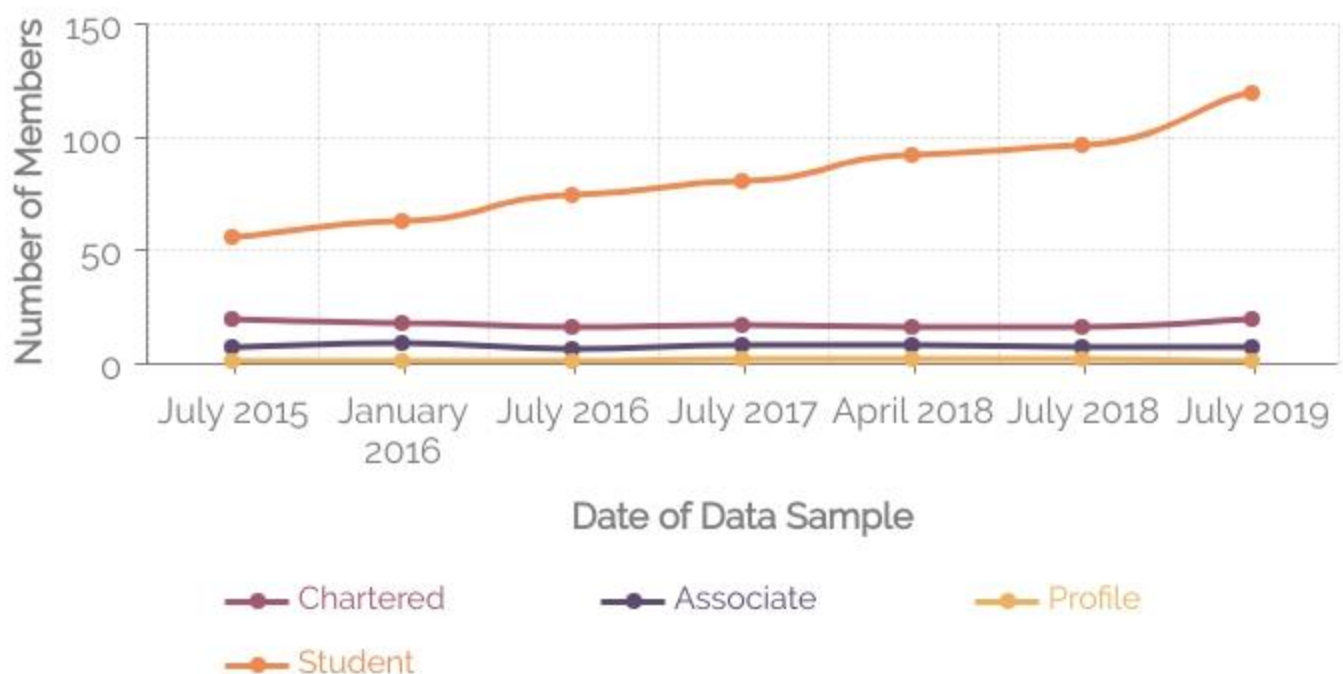
Did you know that our membership has increased **76%** since the Centre formed in 2015, to total **146** members spread over **22** countries and includes **119** active student members?

# Europe Centre growth since 2015

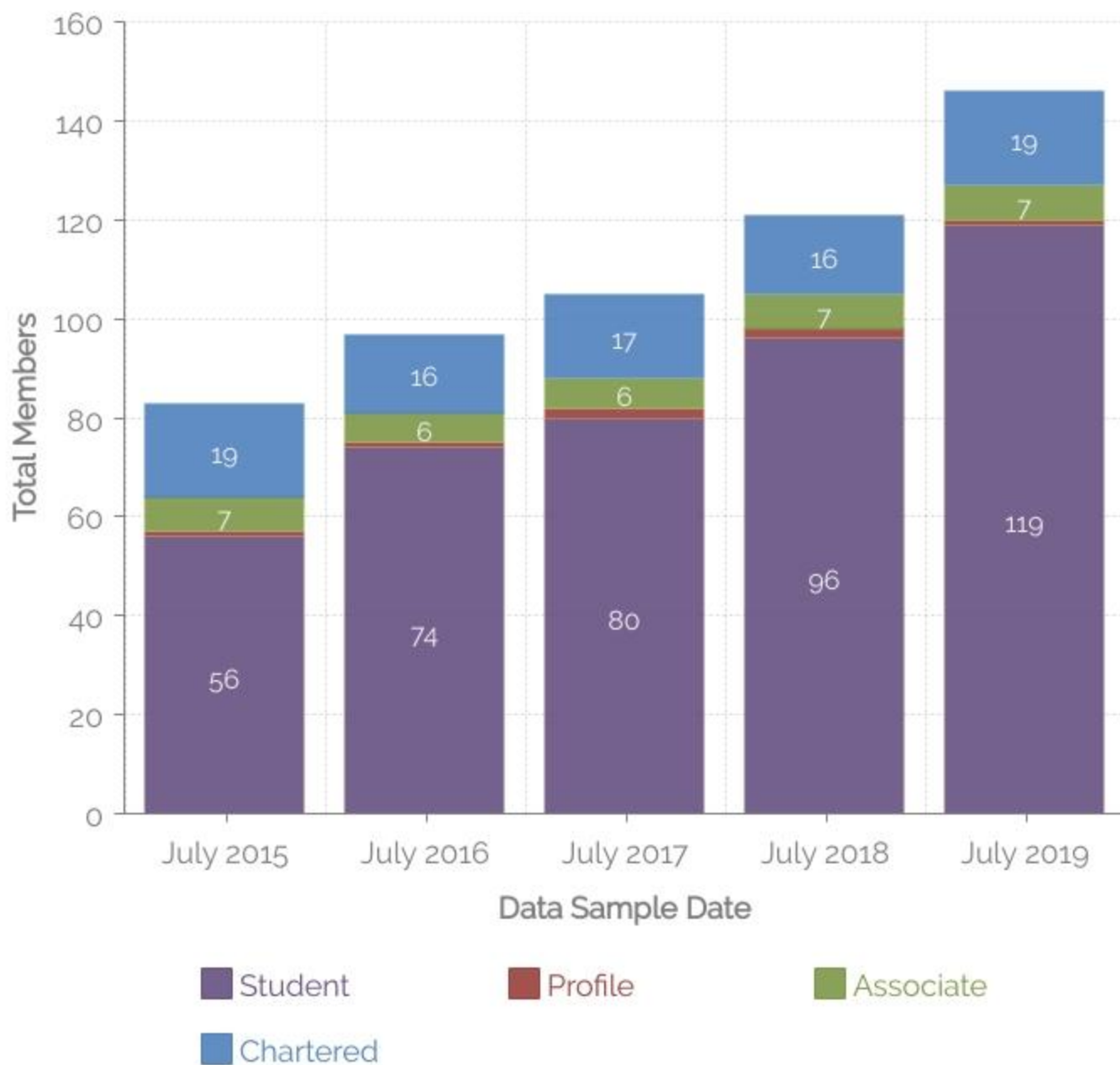
## Europe Centre Membership Total Members (All Grades)



## Europe Centre Membership By Membership Grade

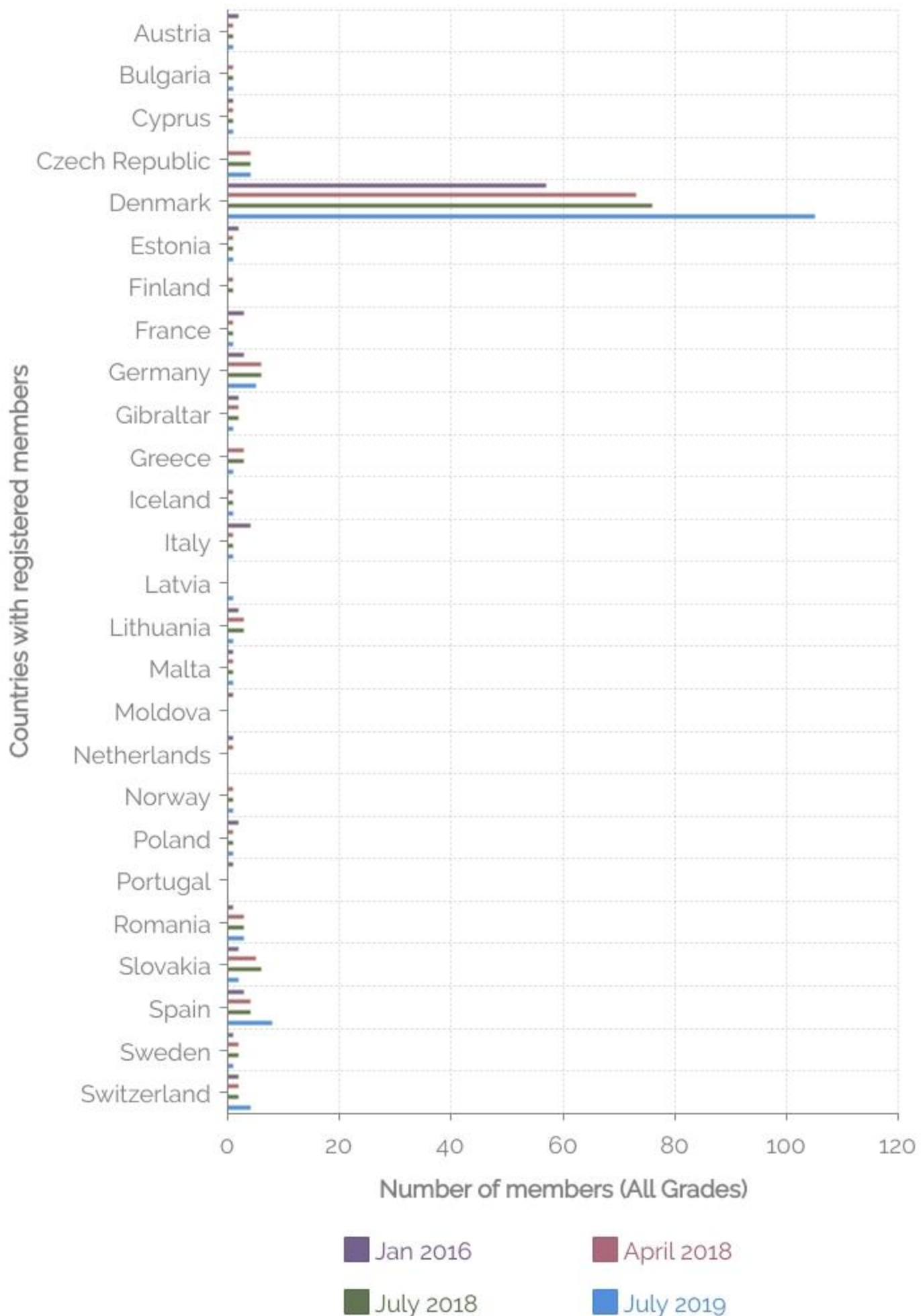


# Europe Centre Membership (since formation 2015)

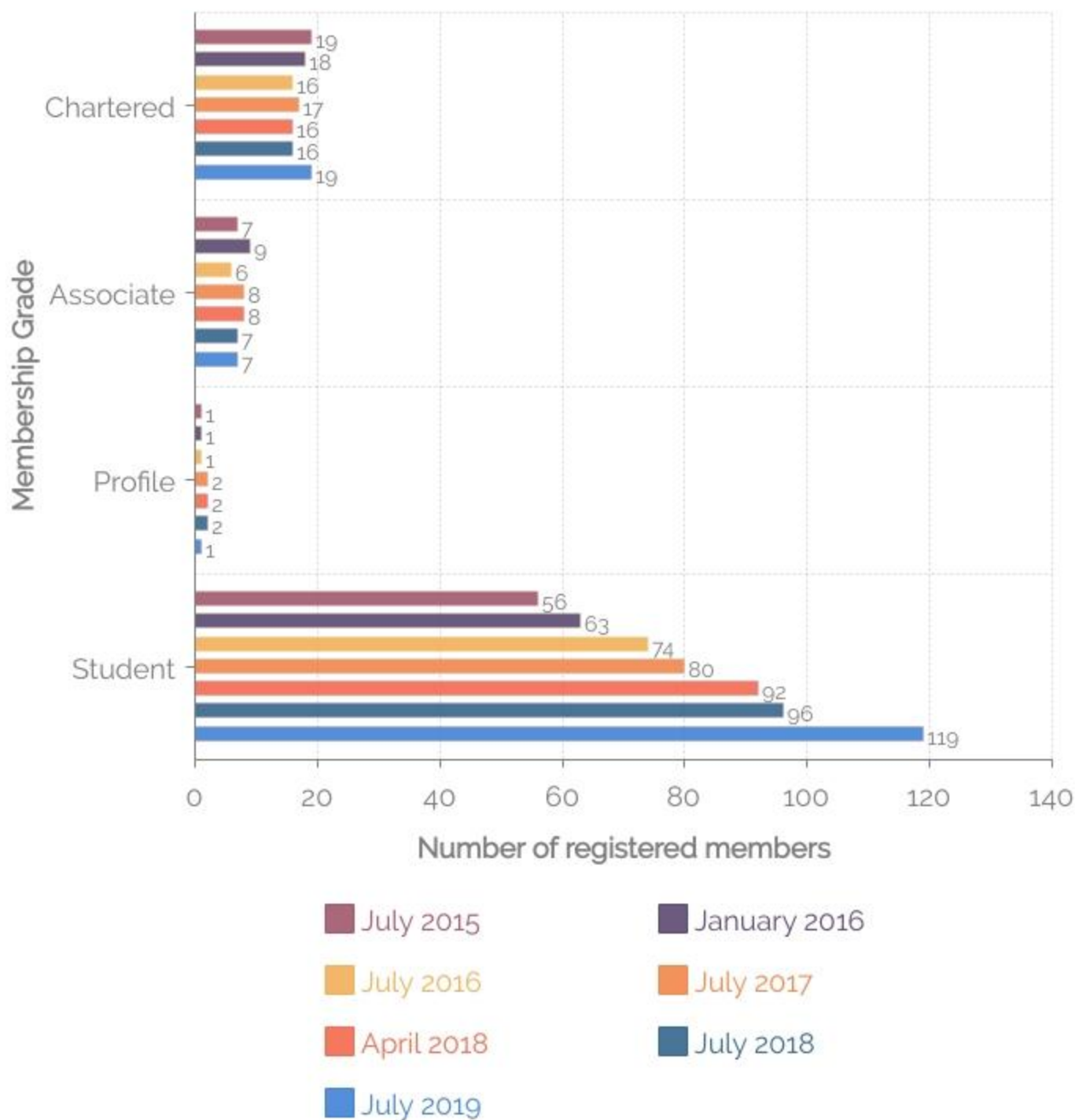


The Centre has seen consistent and steady growth in student members year on year since it was formed but all other membership grades have remained fairly static.

# Europe Centre Membership (by Country)



# Europe Centre Membership by Grade



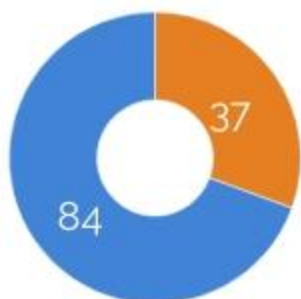
The Centre currently has members in 22 European countries though typically less than 5 members per country. However around 70 % of the entire Centre membership is in Denmark and of which 93 % are student Members. Put in context, 82% of the Europe Centre membership are student members!

# Europe Centre Diversity

## 2018

### Membership 2018

Total 121 Members



Female 30.6%

Male 69.4%

### Chartered

Total 16



### Profile

Total 2



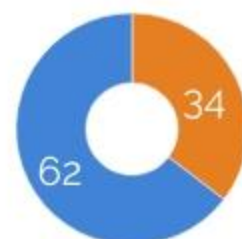
### Associate

Total 7



### Student

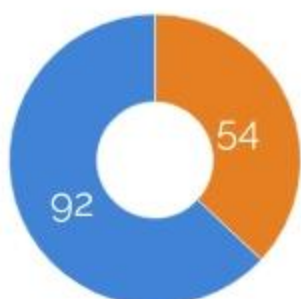
Total 96



## 2019

### Membership 2019

Total 146 Members



Female 37.0%

Male 63.0%

### Chartered

Total 19



### Profile

Total 1



### Associate

Total 7



### Student

Total 119



Please note that gender data is only available from 2018 onwards and data supplied by Central Office only has male/female split. Please note that the data presented is based on the data available to date and should not be taken as an indication of current gender policy.

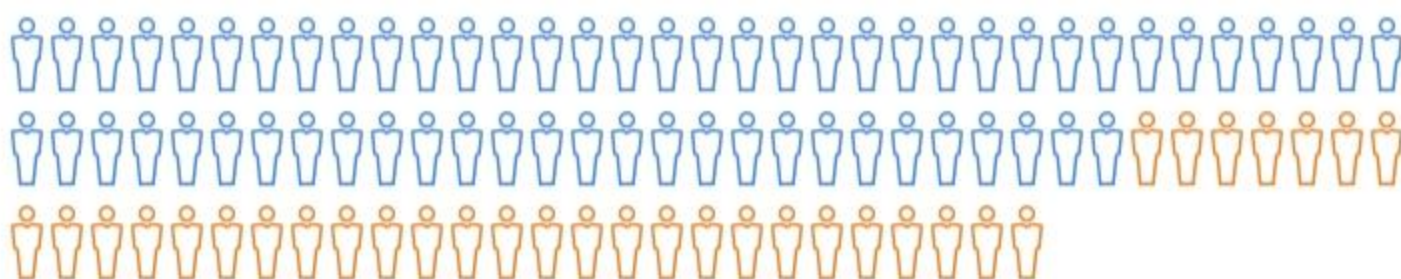
# Student Membership Review

**2018**

Total Student Membership: 96

 Denmark - 63 Students (66%)

 Outside Denmark - 33 Students (34%)

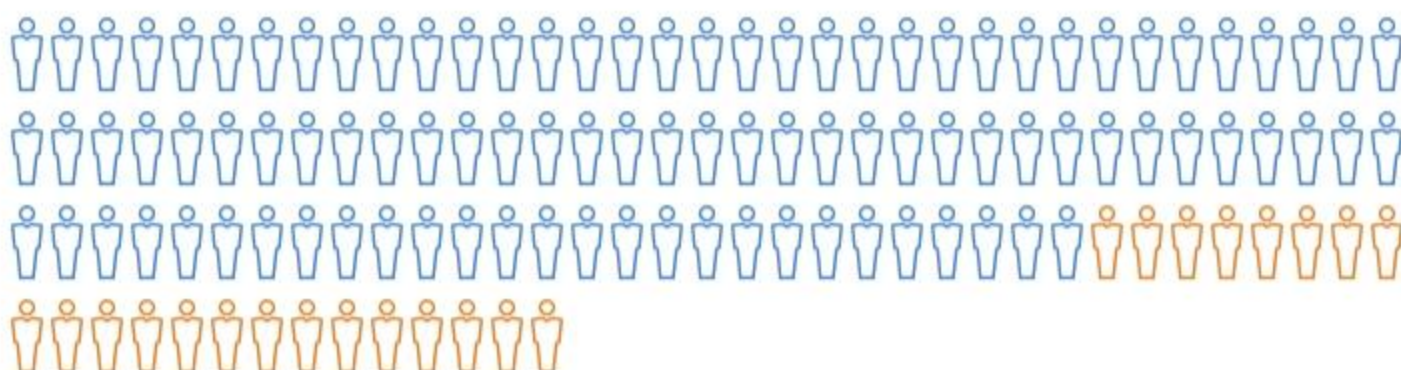


**2019**

Total Student Membership: 119

 Denmark - 97 Students (82%)

 Outside Denmark - 22 Students (18%)



Please note that the number of student members recorded as being based in Denmark, includes students based at VIA University College (Aarhus & Horsens Campus) and the Copenhagen School of Design and Technology (KEA).

# Membership Review

Although our student membership base continues to steadily increase year upon year we are not seeing a progression of those student members to Associate Membership. For the real growth of the Centre we need to increase the number of students progressing to Associate status and, hopefully, onto Chartered status.

As most of the student membership is from the Aarhus & Horsens campus of VIA University College Denmark it is critical that CIAT nurtures the AT creditation with VIA. Should VIA lose its creditation with CIAT, then the Europe Centre could potentially lose some 80% of its membership base.

During 2019, Aldona Weber (a student member from Birmingham) attended an AT course at the Copenhagen School of Design and Technology (KEA) and started a student group there. It was developed in association with the aspirATion group at VIA University college in Aarhus & Horsens, Denmark. It is hoped that more students will take up membership and extend the student network in Denmark and potentially across Europe.

It should be noted that most (if not all) the student members based in Denmark are not native-Danes. It is understood that the native Danes who have obtained or are studying for AT qualifications, tend to become members of the Konstruktørforeningen (KF), the Danish AT Union rather than CIAT.

It should also be borne in mind that once the students have graduated they may choose to stay in Denmark, return to their home country or travel further afield. This should be accounted for with regards to fluctuations of members in the other European countries.

This document has been produced by Simon Coggins-Hill, Chairman of the Europe Centre for the information of the Centres members and to assist the Committee and CIAT Central Office in developing future strategy. It is designed to be a "live" document that will be revised and expanded upon over time.

All statistical data used within this document was provided by CIAT Central Office.  
**This document is for internal use and must not be distributed (in any format) outside of CIAT without prior written consent from CIAT Central Office.**

## **Simon Coggins-Hill**

Chairman, Europe Centre

Email: [europencentrechair@ciat-centres.org.uk](mailto:europencentrechair@ciat-centres.org.uk)