



Dearne Valley Eco Education Centre

aspirATion

The CIAT student magazine

Issue 1 May 2013



IN THIS ISSUE

Final flourish
Sheffield Hallam's
eco-centre designs

Abroad perspective
Finding graduate work
overseas

Work placements
Prepare for the first step
on the career ladder

Welcome...

By **Holly Banks**, Education and CPD Administrator

Welcome to the first edition of *aspirATion*, the student e-magazine written by students for students. The articles in this edition have been produced by students from Birmingham City University, Nottingham Trent University and Sheffield Hallam University. The next edition will be produced by The University of Plymouth and the University of Salford.

This is your chance to get a flavour, each semester, of what other university students undertake in their Architectural Technology degree programme. Every university will do things slightly differently and it will help

expand your insight into the profession. Subsequent editions will be written by students from other Accredited Universities.

If you want to get involved write articles and create input, we recommend you contact your CIAT Student Group representative. If you don't know who he or she is, please contact me (holly@ciat.org.uk) for details. The magazine is only available to student members, so if you know fellow students who are not registered with CIAT, tell them about *aspirATion* and encourage them to join CIAT.

In this issue...

3. How to bag a work placement
5. Meet a student member: Ashley Curtis
6. Young blades: Sheffield Hallam University
7. Abroad perspective: finding work abroad
10. Final flourish: eco-centre project
15. NTU/ Birmingham City University
17. Green scene: Lowfield centre project/Grid and bear it: gridshell workshop
18. BIM: sounds amazing, but what is it?
19. Swimming with SHarcs: Sheffield Hallam Architecture Society
20. Focus on BIM
22. Get involved: student membership
23. Bridging the gap: CIAT Regions



Write now

Have your say and get involved! If you would like to voice your opinion and get involved with CIAT's new student magazine, future editions of *aspirATion* will feature a student column and correspondence page. Student members are invited to write to CIAT with any issues, problems or dilemmas they face. The correspondence can relate to Architectural Technology, the programme you're studying, your university or any aspect of your life – including personal or professional.

CIAT representatives, both staff and members have plenty of life experience and are from all walks of life, and will respond to the best of their ability with useful and friendly advice. We look forward to hearing from you.

Please send all correspondence to Holly Banks, Education and CPD Administrator (holly@ciat.org.uk).

Write to holly@ciat.org.uk

How to **bag** a work placement



A degree is the first major step on the career path, but there is nothing more valuable than real world experience in a work placement.

By Dominic Skinner, former professional rugby player and student member at Birmingham City University.

So you've managed to get yourself that elusive place on the Architectural Technology course at that university you've always wanted to go to. You've navigated Fresher's Week without too much of a hangover and now you're ready to get down to work. Well done! But, while a university degree is the first major step on that career path, there is nothing more valuable than real world experience. That's where the work placement comes in.

A wise man once said 'you can't put a price on experience' and a work placement will not only show potential employers that you know how to handle the 'real world' but it will also give you a good idea of what life will be like after university. Unfortunately, with the current financial climate tightening everyone's belts, they can be very hard to come by. Let's look at a few ways you can stand out of the crowd and get your foot in the door early.

A work placement can never come too early in your career. You must already have an idea about Architectural Technology by now, or at least I would hope so, but may feel you lack skills an employer would want. Even at the earliest stage you can offer an employer something. You may be inexperienced on AutoCAD, Revit or other industry software or have little knowledge of current Building Regulations, but we can all answer the telephone, file paperwork and use a computer. While these may seem like mundane jobs you will



'While these may seem like mundane jobs you will gradually get exposed to more'

gradually get exposed to more and more in the workplace. From day one at university get out there and start looking; the sooner the better!

So now you're pumped full of enthusiasm and ambition, great, but how do you secure that dream work placement? In my experience it can be a long and difficult process, full of rejection, so be prepared before you start the hunt. Focus on four key areas.

1. The Portfolio
2. The CV
3. The Application
4. The Interview.

The Portfolio

This is a collection of your work and ideas that best shows off your talents. You don't have to have years of experience on architectural projects for Foster + Partners to stand out. Your portfolio should be a real-time snapshot of where you are now. Include as much media as you can. Include hand-drawn sketches, some architectural, some of anything else relevant. Include photography, images of artwork you may have done at school, anything that best shows off your inspiration and skills. Layout is very important. You can upload work to an online portfolio but it's best to

have something to hand to show potential employers. Use a program you are familiar with, MS Publisher is easy and put it together in a logical layout. Let it read like a book showing a clear progression. There are hundreds to view online to get some inspiration and I would suggest an A3 format to begin with. Have it in an easy to email PDF format.

The CV

If you're a new student who has only had a paper round until now then your CV may be a little light. Don't let this put you off. We've all been involved in something that has needed key skills like organisation, working with others and time keeping.

Things like these are the cornerstones of being a valued employee. Start your CV with important information like how you can be contacted; don't include your date of birth or National Insurance Number – only the tax man is interested in that!

'Never undersell yourself but never lie – as you'll get found out!'

Continue with a brief personal statement; maybe use your UCAS application for inspiration. List your jobs in chronological order, most recent first. Bullet point your responsibilities and skills learnt, never undersell yourself but never lie, as you'll get found out! Include a section for your own interests; you may have played tiddlywinks for England or love amateur dramatics. You'd be surprised how you might get an interview just on the fact you put that 'you love fishing at the weekends' on your CV. But beware 'socialising with friends' is not a valued interest, going to the pub every Friday night isn't going to get you a job and makes you sound one dimensional. Keep CVs to no more than two pages; use appropriate text, correct spelling and grammar. Try and include an already written reference if possible, even putting a little motif on the top right hand corner can help your CV stand out in a stack of others.



'Dress the part – you're not on a night out down your local fleapit of a nightclub...'

The Application

This is a bit of a generic section as the chances are you'll be blindly applying for a role that doesn't actually exist, yet! Sit down and think about geographically where you can work. There is no point applying to a practice in Outer Mongolia if the number 24 bus doesn't get further than the local High Street. Write a structured covering letter, tailor it to each practice by talking about what you like about their work and name recent projects. Doing this for each application can take time but is worth it. Blanket emails will get a lot of rejections, if any replies at all. Touch on points you've made in your CV about your experiences and be obvious about what it is you want out of this. You don't want a misunderstanding and end up as the office cleaner. Never, ever say you will work for free or expenses only, unless you are willing to. Once you set your stall out, there is no going back!

The Interview

The fun part, well I think so anyway! So you've got a first class portfolio, amazing CV and you've secured that first interview. Firstly, do your research, learn about the company, their recent projects and what you like and dislike about them. Don't be afraid to be critical but not negative, it shows you can formulate your own ideas and discuss them in a structured way. Dress the part – you're not on a night out down your local fleapit of a nightclub and you're not going to a funeral.

Be smart and practical, try and head down to the office a day or two before and see how the people there dress. If in doubt dress up, a shirt and tie for the guys or dress suit for the ladies is a minimum. And don't forget to shine your shoes! Take your portfolio and a couple of copies of your CV and know it by heart. Be prepared to answer questions on both. Prepare at least three positive statements about yourself and three negative. Turn these negatives into positives, for example 'I can get frustrated with people who don't do what they say they are going to but I have developed my patience and empathy by...' Also prepare two or three questions; these can be anything about the company or your potential role but never about money.

That brings me on to the ugly matter of payment. Never sell yourself short but be prepared to have to work for free at some point. That one-day a week for free job could turn out to be a full-time

'Don't be afraid to be critical but not negative, it shows you can formulate your own ideas and discuss them in a structured way'

paid job one day. Be flexible and honest but don't get taken advantage of. Last but not least, close the interview. I always finish with the line 'now that you have had the chance to meet me and learn about me and my experience what would stop you offering me something right now?' This may sound really cheeky but it stops the interviewer leaving with any negative thoughts about you and lets you answer any concerns they may have in the back of their minds.

Getting a work placement is a lot like getting a girlfriend/boyfriend. It takes a lot of time and effort on your part, you never know what the other is really after and you'll get led on and rejected a lot before you score. Saying that, a work placement will give you invaluable experience, you'll learn so much more than in the classroom and it will give you that extra push to secure a good job when you graduate. Now get cracking!

Dominic is currently in his third year studying Architectural Technology at Birmingham City University. With over seven years' experience in the design and construction industry, Dominic is currently working for Highbury Design Architects as the practice's Architectural Technologist. A former professional rugby union player with Leicester Tigers Academy, Dominic is still an active player and youth coach. Find him on Twitter @1dominicskinner

Meet a Student Member



Usman Hussain spoke to student member Ashley Curtis

Ashley Curtis is studying for a BSc (Hons) in Architectural Technology at Sheffield Hallam University. He is currently spending a placement year in a well-known Sheffield practice to gain some work experience in order to progress his professional portfolio. This experience can count towards his Professional and Occupational Performance (POP) Record, the portfolio demonstrating competence required by CIAT.

Where are you from?

West Bromwich, West Midlands.

Where are you currently working?

Coda Studios LTD, Sheffield.

Why did you choose to study at Sheffield Hallam University?

I had heard positive things about the university and I liked the course and city when I came for my open day.

Have you always wanted to be a Chartered Architectural Technologist?

Yes, I have always wanted to be a Chartered Architectural Technologist or an architect.

Did you choose Coda Studio for any particular reason?

The company works closely with the university and has a high reputation with staff and students and across Sheffield itself.

What did you hope to get from working at Coda Studios?

A better understanding of construction knowledge and also to oversee projects from inception to completion.

What has the experience been like?

The experience at the company has been very useful and beneficial, especially working under architects and Architectural Technology professionals.

What teams within the company are you working with?

I am currently working on multiple building regulation packages for the clients and I am doing some preliminary planning work.

What projects have you worked on so far?

One of the projects I have worked on a lot whilst being at the company is a project at Sandbanks, Dorset. This is a bespoke residential project for a private client.

Have you enjoyed any particular tasks?

I generally find all of the work that I undertake at Coda Studios very interesting.

What has been the best experience of your placement?

Some key things I have enjoyed so far are site meetings, site visits and looking into details of how a live project differs on site from the drawings produced in the office.

Would you recommend Coda Studios to other students around the UK?

Yes! The team at Coda Studios is very friendly and is always willing to help and offer support when needed. The friendly atmosphere in the studio allows me to participate in regular discussions finding out information and details as they happen.

Usman Hussain is a student member on the BSc (Hons) Architectural Technology course at Sheffield Hallam University.

Coda Studios

Coda Studios Ltd is a Sheffield based company which has worked on over 1000 projects since its opening just over nine years ago.

Coda Studios works on many different projects including Domestic, Commercial, Residential, Retail, and Conservation. The office has won many awards for its outstanding designs and survived the hard-hitting recession of the current climate.

Coda Studios also works alongside Sheffield Hallam University, having offered opportunities at the firm for students on placement whenever possible for many years.

Partner Mark Hobbs has for many years given guest talks and practice interviews to a number of students at Sheffield Hallam University. He has most recently become a part time tutor at the University guiding the second year students through the design aspect of the course. This allows the students to gain advice from a professional who has been in practice for many years when designing and resolving problems through key detailing.

A further project in Sheffield, Portobello Street is now on the drawing board for Coda Studios and should be finished in the coming years. This project will house over 100 accommodation spaces and create a more urban feel to the area.

You can contact Coda Studios at:

Web: www.codastudios.co.uk/default.asp

Twitter: <https://twitter.com/CodaArchitects>

LinkedIn: www.linkedin.com/in/davidcrossarchitect

Young blades



Architectural Technology student **Usman Hussain** looks at the modules and extra-curricular activities taking place at Sheffield Hallam University.

A detailed insight into the different modules in the CIAT Accredited BSc (Hons) Architectural Technology course (taught on the Architectural Technology degree programme at Sheffield Hallam University) are listed below. The modules throughout the year are integrated to the comprehensive design module. This allows the individual student to design a unique building to the brief, bearing in mind the individual aspects taught throughout the course. Many beneficial things can be applied to the comprehensive design module as each year goes by the projects become larger in scale from a small-bespoke beach hut to a large retail unit in the final year. As the years go by the final year projects change bringing a more challenging and creative design challenge for both students and staff.

First year

Design Studio AT1 – 40 credits

Studio based and taught in conjunction with the Architecture and Environmental Design students, this module introduces basic design skills, starting off with small-scale conceptual, site specific projects and ending up with a one-off eco-house design for an artist-client. This module allows the student to apply the skills learnt in all other modules; Communication, CAD, Environmental Technology 1, Construction Technology 1, Technical Studio 1 and Integrated Technology. The presentation of works is mostly through models and hand drawings.

Second year

Design Project AT2 A&B – 40 credits

Based on traditional lectures but with a 75% element of studio based design tutorials, this module introduces larger scale construction, materials and structural design principles. The first semester project has a creative

technologies theme and requires site-specific design. The presentation uses hand-drawings, models and CAD. The second semester project is a large scale conversion project with a conservation emphasis. A national field study trip allows the students to research into the cultural history of design technologies. Studio teaching is supported by practitioners, and by the end of the year, the students are proficient in 3D CAD and have had an introduction to BIM.

Final year

AT4 Comprehensive Design Project – 40 credits

A studio based module that provides the focus for the final year's work, centred on a major design scheme, following the process from conception through to the detailed design stage. The project allows the integration of all other modules; Technical Report, Environmental Technology 3, Fire, Health and Safety, and Professional Practice. Design and technical consultants augment the studio teaching; 3D visualisers, Interior Designers, Structural Engineers and Environmental Scientists.

Architectural Technology Alumni Event

Sheffield Hallam University became the first CIAT Centre of Excellence in Architectural Technology in December 2011; the demonstration of excellent links with practice and alumni being one of the requirements. To reinforce this, a series of events were held in 2012. In October 2012, we held an Alumni Liaison Event. The day started with an introduction to the profession by Matthew Peat, MCIAT, the CIAT Yorkshire Region Education Officer. We then had a series of keynote alumni speakers; Duncan Hogg MCIAT, Gemma Hickling and Jacob Ware. Duncan related to the audience, which consisted of current students and staff, his journey towards becoming MCIAT.

Gemma outlined her role as a lead technologist in a Sheffield-based practice which has international links. Jacob talked about his key role as BIM Manager in one of the oldest architectural practices in the country.


The event was well-attended and linked to a Continuing Professional Development (CPD) event in the evening, run by a course academic, on her involvement with the International Green Roof Conference in Copenhagen in September 2012. Further events are planned, and we are bidding for university funding, to run a 'Speed-Interviewing Event' to help the students with their CV writing and interview techniques.

A range of practitioners from industry will interview students in a mock situation at a local practice to give them useful feedback for their anticipated interviews for placement jobs. These interviews are to be taken very seriously by both students and the practitioners who will be carrying out the interviews. These interviews are in place and are to be treated as if they were real situations for the students applying for a job. It has become ever more apparent over the years that this opportunity can lead to a placement for the students in the third year.

The Recall Event on 12 April 2013 saw our current placement students returning to the university to present their industry experience. The event was also a mini-careers fair with employers, past and present, talking about their work in practice and their future prospects. An exhibition of current students' work was also on display.

Usman Hussain can be contacted at uk.linkedin.com/pub/usman-hussain/56/40b/b72

Abroad perspective



Work experience is not restricted to the UK – there is a huge pool of potential work around the globe, as **Erika Parn**, Architectural Technology student at Birmingham City University, discovered.

When starting their studies students are often bewildered as to how to find the appropriate work experience. Who will take on a student with no prior experience? Where should you apply? Well my fellow students, we often limit ourselves significantly by looking only in one place. I would like to invite all my readers to start looking for work on a wider scale.

During my visit to Singapore arranged through my school, Tikkurila Lukio in Finland, my love for architecture deepened. It was at this point that I decided to pursue a degree in Architectural Technology. The complexity and beauty of the developments surrounding Singapore at that time really encouraged me to research and delve more into architecture. I was astonished at the architectural marvels that were produced in Singapore. I was so convinced after this trip that one day I would work in a towering structure overlooking some busy city in Asia and helping create and shape the city itself. All dreams set aside, I learnt a lot about the work opportunities in Asia and the skills we could learn from them to implement in Europe.

Why limit yourself to just the UK industry? Even with the architectural industry being so unstable and the rapidly declining economy students continue to look for experience in the UK alone. My summer placement in India this year opened my eyes to the vastly growing construction industry in developing countries and in the whole of Asia.

Time after time students are sending out hundreds of CVs just for it to be glanced at and rejected. Perhaps it is time to up



Above: Erika Parn with colleagues at ANB Consultants, Lucknow, India.

our game a little bit and take bigger measures to ensure we gain suitable experience. Having spoken to a few students that are now working in Asia, I am convinced that more students should try and seek unique and versatile job opportunities outside the UK.

I do accept that most of the time students are limited by other factors such as money and time. But let's not disregard it completely. Lots of students try to get work abroad and work hard to save up to get more experience worldwide. It is important to recognise the huge pool of potential work around the globe. An asset to any graduating student would be to show their independence in achieving work experience globally. When speaking with other professionals the most frequent comments are of the

inclination that work is a lot more appealing outside the UK. One of the main reasons for this is the lack of building control and regulations when constructing outside the UK. Younes Furqan, Head of Senuoy Architects runs a small architectural practice in Birmingham and has had previous work experience from outside the UK. His experience abroad was the design of a hotel in Nigeria in the state of Kano. He also agrees that there are vast, growing opportunities for British educated professionals around the world. He notes that although restrictions are minimal in developing countries there are still other factors affecting the final design. One such factor is materials. Not all preferred materials are available in such locations and transporting materials is costly which then affects final development.

According to one architecture graduate from Birmingham City University (BCU), now working in Singapore at Chung Architects Pte Ltd, it is a lot easier to find work after graduation in Asia. Malay born Genie Ngui believes she was able to get work from Asia considerably easier because she was Asian herself.

According to Miss Ngui, in the UK there are far more new graduates each year in the architecture field and not enough developments and projects ongoing to compensate for the amount of people entering this field of work. She has found that the UK architecture market is far too competitive.

UK construction activity relative to that in Asia is small. In Asia many countries are still seen as developing but it is in these places that the most innovative and structurally defying architecture is being developed. There are many new and innovative ideas in the growth of architectural developments. Such building projects in the East are highlighted in architectural magazines daily. Miss Ngui feels that Asia provides a wider view on architecture and provides the opportunists a chance to explore their own creativity and design as opposed to a draft.

'There are vast, growing opportunities for British educated professionals throughout the world'

I stumbled upon my work placement in India through a friend of mine. After realising that her father worked in the construction industry as a civil engineer, it gave me the opportunity to contact architects in India. I was given contact details of an architect and pursued this opportunity for work experience. Having undertaken a short phone interview we stayed in touch via email. At the time I had produced a website specifically for any future employers and situations like these. I was able to quickly showcase any previous work through my website.

A small practice in Lucknow known as ANB Consultants accepted me as a

Overseas focus: Malaysia



Jasmine Mountford spent a year undertaking work experience in Malaysia, which was beneficial from both a professional and cultural viewpoint.

Whilst juggling second year deadlines and searching for a work placement, I decided to look further afield due to the limited employment opportunities in the UK. I have a keen passion for travelling so I wasn't particular about where in the world this may take me; I was far too excited about the prospect of working abroad.

I have connections in Malaysia, so I decided to start applying for jobs there and spoke to my family for assistance and advice. After a few applications and emails to various companies I managed to successfully attain a job with a multi-disciplinary firm called Konsortium Bumi, based in Kuching, Sarawak, East Malaysia. It is a medium sized firm with approximately 50 members of staff based in the Kuching office or on sites throughout Malaysia. Getting a work visa from Malaysian immigration was a little complicated and seemed like a very long-winded and delayed process, however, once the visa was granted, it was all worth the wait.

Malaysia is a fantastic country to visit, with its vast multi-cultural society, architectural heritage, amazing scenery, and delicious cuisine. Like working in any foreign country it's quite a culture shock at first, however it's easy to settle in. Luckily everyone in my office spoke good English and was

more than happy to help and even teach me some of their local dialects. My job title at the firm was Junior Architect and I worked within the Architecture Department. My work consisted of live projects from initial design stages through to completion including concept sketches, site visits, client meetings, technical drawings. By working on my projects every day at the office I improved my skills in AutoCAD and Sketchup and learnt new software packages.

To begin with I was privileged to be able to accompany several architects and draughtsmen on site visits around Malaysia in order to experience Malaysian architecture, and to see the typical style of buildings Konsortium Bumi designs and constructs. This gave me a good starting block to help inspire my own designs and see parts of the country that I wouldn't have necessarily seen. English education is highly regarded in Malaysia; I feel that being foreign may have influenced the considerable amount of responsibility I was given in the very early stages. This gave me confidence to apply my knowledge into the real working environment.

Towards the end of my placement, I was invited to accompany the Architecture Department on a visit to Kuala Lumpur where an international conference was being held called DATUM. Architects from around the world held talks over two days and a large exhibition took place. It was an amazing experience where entrance, food, travel and accommodation was all paid for by the company and I got to spend two full days submerged in amazing exhibits and listening to inspiring lectures.

Overall I had a fantastic year on my work placement where I learnt and gained so much more in one year than if I had worked in the UK. I would recommend working abroad in your placement year as you will gain so much more than just work experience; learning new languages, experiencing religious and national festivals, new independence, and learning how to adapt your knowledge on a global scale.

Jasmine Mountford studies at Nottingham Trent University on their BSc (Hons) Architectural Technology course.

trainee at their office for the duration of July 2012. This was not only an opportunity for me to gain experience and learn invaluable new insights into my field, it was also unique training and I got to go to India for the first time.

However let's not just blindly rely on gaining work outside the UK. Dave Chapman, a lecturer at BCU, reminds us that often the British standards of construction and planning are appealing around the world. Mr Chapman is a former architect and town planner and gave some insights into the ever-changing construction industry around the world. He has spent over 20 years in education researching the way planning and construction works around the world from Hong Kong to Malta. He says that historically a lot of the western ways in the industry were taken as an ideal and today these standards have been taken to the next level. Mr Chapman claims the work is taken to a higher level particularly in Asia. He emphasises that many British architectural companies are working overseas and that most big firms will

provide and offer experience to work outside the UK.

There is a growing number of jobs online which require the ability to speak a specific language. Many offices are looking for qualified Architectural Technologists, technicians, architects or consultants that speak a certain language, the most common being Chinese and Russian. This is a huge sign that students cannot ignore. However these linguistic abilities are not always essential. Many offices are happy to hear and see candidates that have worked in different places and who have had experience in industries outside of the UK.

So I'd say to you, don't let anything stop you! Don't hesitate to explore the pool of opportunities surrounding us out there! Whether it be language barriers or other issues, tackle each thing a day at a time. We've attained (or will attain) a qualification after all and should be more than competent to offer something new to the other continents out there.

Both employer and job-seeker can bring something to the table, including the ability to learn from each other. It may be a cliché, but the world is our oyster and working and studying in the field of Architectural Technology or architecture will have opened up a lot of opportunities for us already.

Erika is a Finnish student undergoing her final year of BSc (Hons) Architectural Technology at Birmingham City University. She is currently working in Finland with a small architectural practice. She is hoping to find work in England after graduation and pursue a Masters degree in Architecture after working for a year.

Website: www.erikaparn.com
Twitter: @erikaparn



APS National Student Designer Award

The Association for Project Safety (APS) National Student Designer Award is intended to encourage continuous improvement in design and recognise excellence in Design and Construction Risk Management within the architectural professions. The Scheme is open to all final year Architectural Technology students and Part 2 architecture students.

With a total prize fund of £6,500, the APS National Student Designer Award is intended to introduce student designers to the issues of Buildability, Maintainability and Usability, and their responsibilities as Designers in terms of construction health and safety risk management. It is anticipated that students will submit their final design thesis together with details regarding how they have considered of Buildability, Maintainability and Usability in the preparation of their design.

Details of the entry criteria and the winning entries from previous years, which demonstrate the quality of submission anticipated, may be viewed on the APS website at: www.aps.org.uk/award_schemes.html

Final flourish

The final year project for students on the Architectural Technology programme at Sheffield Hallam University was to design an eco-centre for the regeneration area of Dearn Valley in South Yorkshire.

By **Usman Hussain**, BSc Architectural Technology student at Sheffield Hallam University.

The comprehensive design project in the final year of the BSc (Hons) Architectural Technology at Sheffield Hallam University focuses on design and detail aspects on a larger scale. This allows the final year students to produce innovative and unique designs based on the given site. This course tests the student's capabilities of producing working schemes to fit the required and challenging sites. Over the years, many of the design projects have been awarded a number of prizes and have been recognised throughout the country. The students' work is a great way to represent what has been studied at Sheffield Hallam University and to put this knowledge and theory into practice through the design projects.

Images and final exhibition boards included examples of different design considerations with technical ability to make the design work.

Jonathan Congreve

Winner of the CIAT Outstanding Student Award

Jonathan showed an intelligent design for his eco-centre, showcasing his understanding of environmental design and tackling the design with key technical detailing. The concept of his design demonstrated the use of the building which created a new link to the transport unit near the site, encouraging the use of the transport services to and around the site. Jonathan showed initiative by using the natural day to day resources to make this building a much more passive design, integrating his design with an atrium for heating and ventilation.

Ben Smith

Ben integrated his design close to the river using it as a key feature for visitors of the centre. This creates a great ambience inside and outside of the building. People are able to spend time indoors and also use the space by the river to socialise and explore nature. Ben showed his technical ability by illustrating his construction detailing and the stages involved, thinking about how the method of construction may be affected by the proximity to the river.

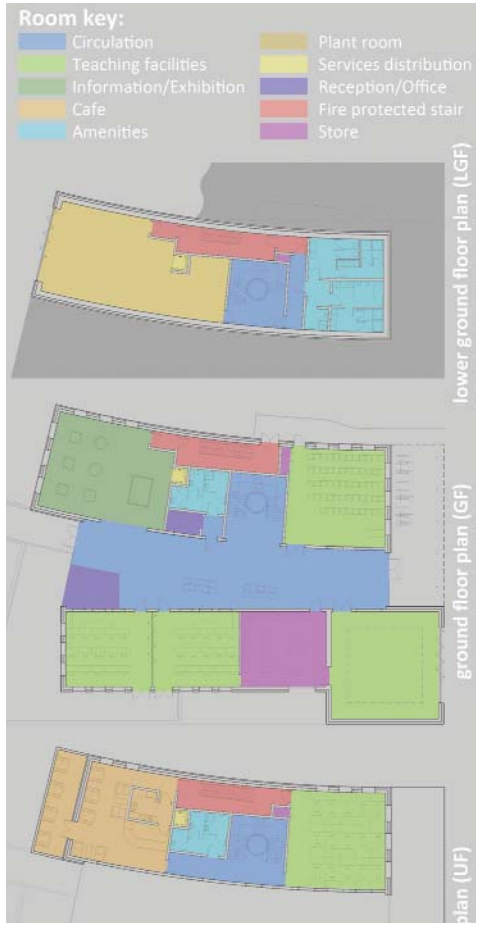
Liam Gladwin

Liam designed this building with the end-users in mind. He designed the facility to allow it to become an ecological learning and activity centre for young people around the country to visit. Liam considered the environmental strategy using mixed heating and ventilation methods. This design shows how practical it would be to build and how it would work through a series of sketches, renders and modelling.

Josh Chrystal

This design by Josh was to create a more sustainable ethos, leading him to produce a more modular system. He used a variety of methods to create the overall design including modelling, sketching 3D detail drawing, which meant he was able to fulfil the brief. Josh's ability to design the details allowed him to think about the construction phase of his project. This was of key importance, as Josh had to think about many aspects including the materials to be used from the foundations to the materials being used on the roof.

The following pages show selections from the students' exhibition boards.



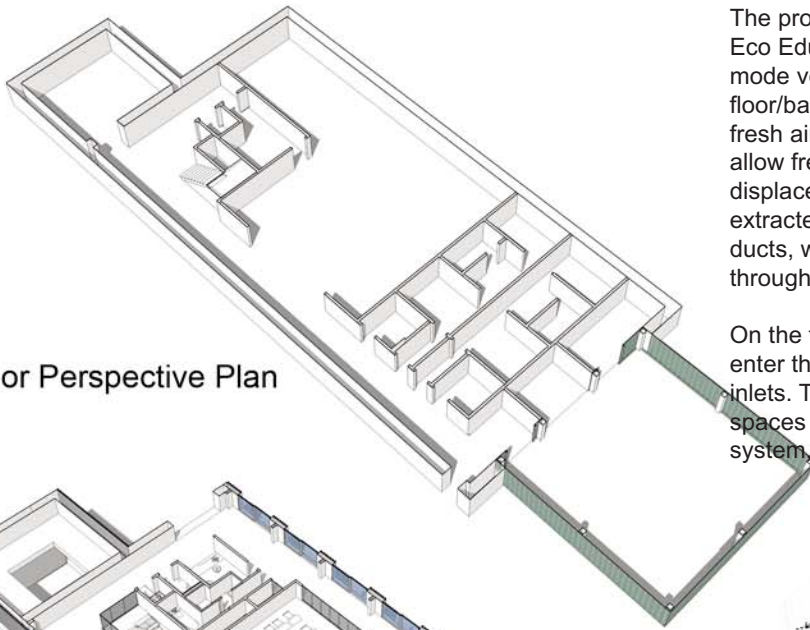


The section shows a double height construction cube and plant room featuring an intensive green roof. The main construction proposed makes use of steel frames and concrete. The upper steel framework has two layers of insulation creating a rain screen clad system. Untreated western red cedar cladding finishes the look of the exterior.

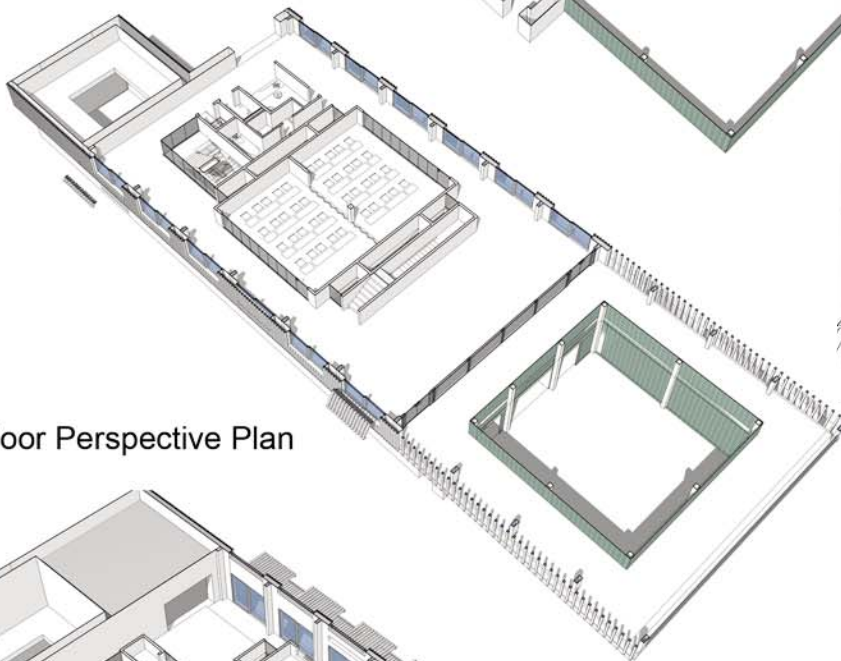
The proposed environmental strategy for the Eco Education centre is to utilise a mixed mode ventilation system. The ground floor/basement areas will be served with fresh air via earth cooling tubes, which will allow fresh air to enter at low level via a displacement system. Stale air will be extracted from the spaces via fan assisted ducts, which transfer the air to the outside through vertical service risers.

On the first and second floors, fresh air will enter through sliding windows and acoustic inlets. The air will also be extracted from the spaces using a fan assisted ductwork system, the same as that on the first floor.

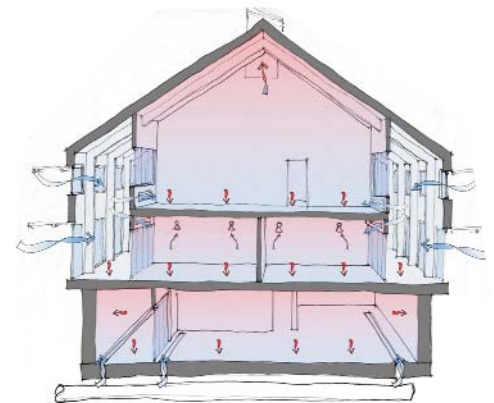
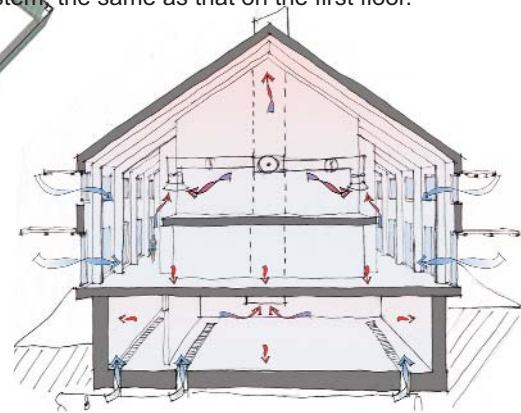
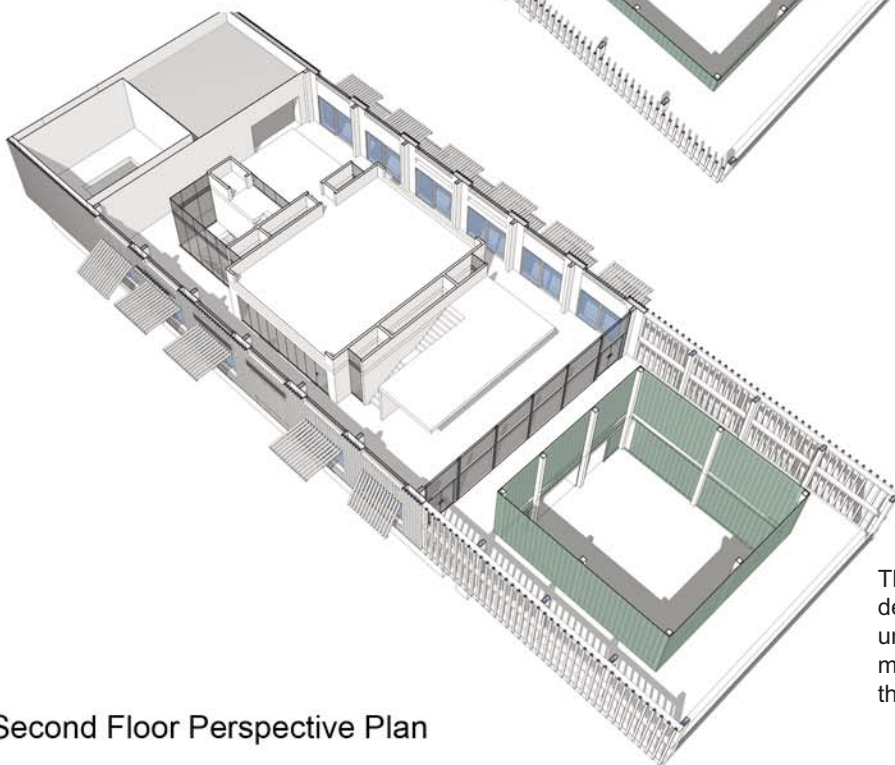
Ground Floor Perspective Plan



First Floor Perspective Plan



Second Floor Perspective Plan



The primary heating source for the development will be the implementation of an underfloor heating system, powered by a biomass boiler. Energy will be provided through the existing solar canopy on site.

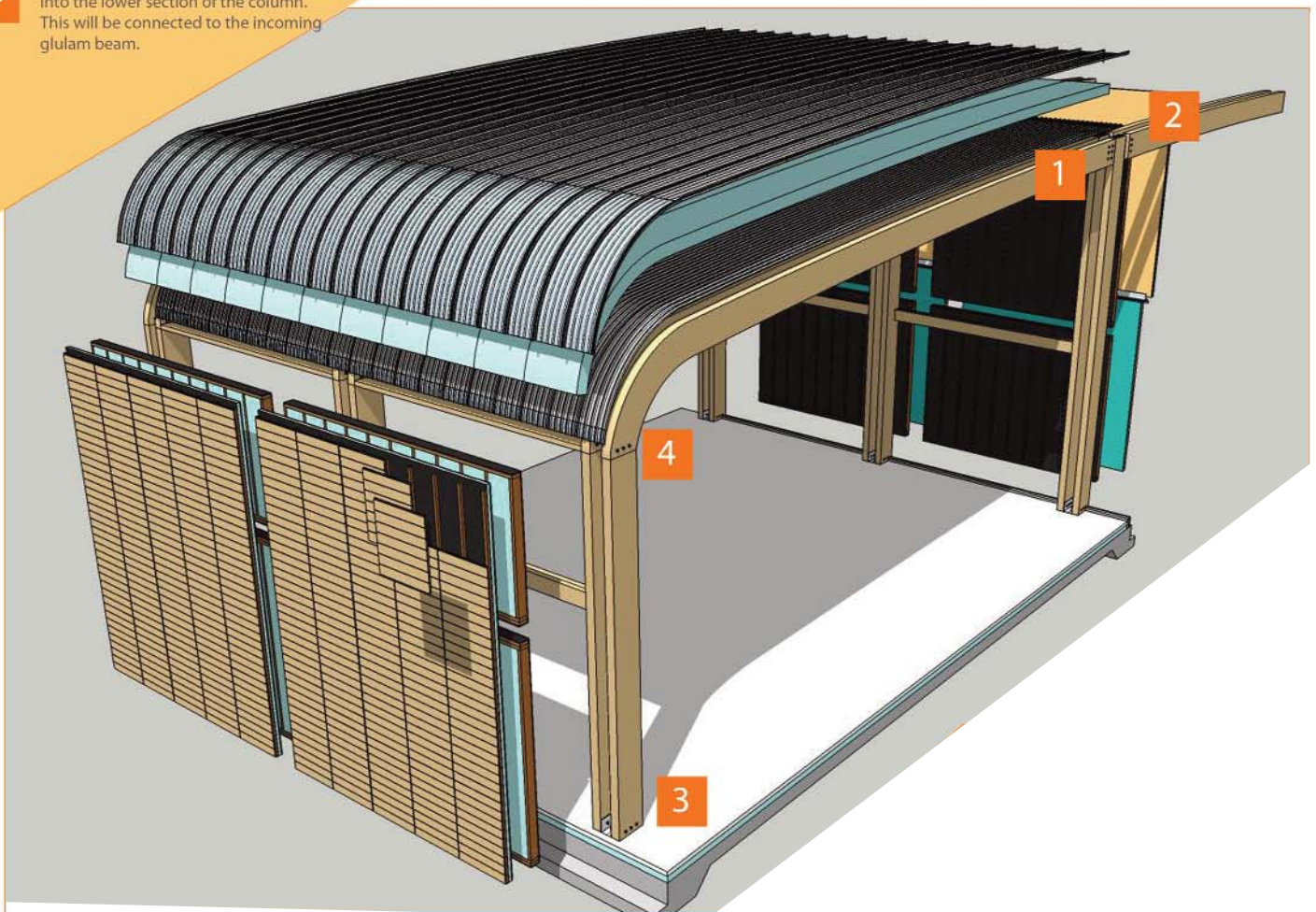
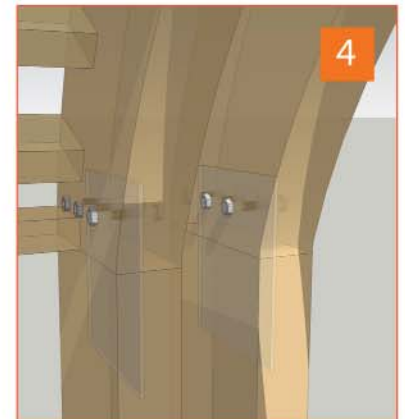
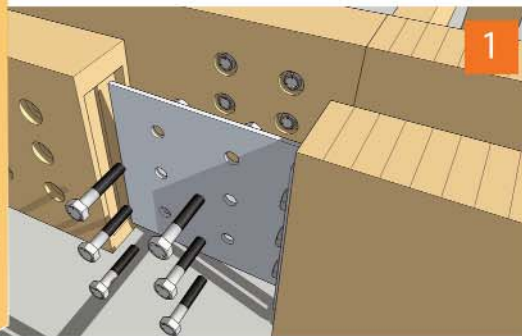
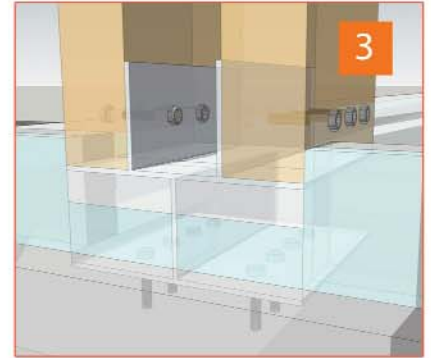

CONNECTION DESIGN

1 Recessed flitch plate connection between incoming roof loading beam and column. The load on the column is parallel with the grain of the laminations. This connection has been designed so that the internally exposed junction is as flush as possible.

2 The external glulam beams are separated from the rainscreen cladding facade in order to prevent any punctuations into the buildings fabric. A different style of timber cladding board will be express the outline of each modular bay at these junctions

3 A 10mm steel base plate will be precast into the concrete foundation. During this process a series of cones will be used around the bolt connections to allow for some flexibility. Once the bolts and glulam frame is finally connected these cones will be removed and the voids sealed with silicon

4 In this connection, a steel plate will be laminated into the lower section of the column. This will be connected to the incoming glulam beam.



NTU: the flexible friend

Danish student **Mohamed Awil** gives his view on the CIAT Recognised MSc Architectural Technology and Design Course at Nottingham Trent University (NTU)

The MSc course at NTU is very flexible as it gives students the opportunity to specialise in whatever field we find interesting and would like to work in after graduating. This term (term 1) we have three different modules; Horizon Scanning (two projects), Design Communication (one project) and Research Methods (Reflective Journal and Specialism Presentation). Each of these modules accounts for 20 credit

points this term and a total of 180 credit points is required by the end of the year to attain a CIAT Recognised Masters degree. Our academic year ends in the middle of October. The lectures are more like briefings where the student is expected to make the most out of the given information and prepare work/research independently for next time. We only have two days of contact hours, but this doesn't mean we get to relax, as the majority of the workload is prepared during non-contact hours including weekends. We also have tutorials where students can get feedback.

The course also has more of a design element to it as we are expected to be more versatile at this level, concentrating on not only the technical aspects of

Architectural Technology or architecture. This is designed to make us more flexible hence more employable in the eyes of potential employers. On a personal note, I found the programme to be quite overwhelming and at times confusing in the beginning, but I'm slowly starting to get into a rhythm now. Being from Denmark and educated as a construction architect (Bygningskonstruktør) I come from a different background.

I enjoy the course though as it tests my boundaries of knowledge, pushes me to my limits, makes me try things I'm not used to and is taught by a great team of lecturers, all with backgrounds in the built environment. For examples of work I've completed so far during the course check out my blog at:

www.awilarchitecture.blogspot.co.uk

City of a thousand trades



Former Birmingham City student **Mark Caunter** looks at the university from a graduate's perspective.

The BSc (Hons) Architectural Technology programme at Birmingham City University provided me with a sound and varied base of knowledge to begin my career as an Architectural Technology professional. It covered all aspects of the profession giving me a great skillset to approach potential employers and feel confident in my ability. In the final year we were given

two major design projects, the first of which was for an internet café, and the second, a building that was to house the university's Art and Design Faculty. These projects were a massive learning curve, and a great way to put into practice the knowledge we had gained in the first two years of the programme. With both projects, we took the designs from early concept sketches all the way through to full sets of plans that included construction details. I enjoyed the projects and feel they gave me a greater understanding of the whole design process.


If I was to offer advice to current students on a CIAT-Accredited programme, there are two things I would suggest. A summer work placement at the end of my second year gave me an opportunity to put what I had learnt so far into practice. This was invaluable and something I would highly recommend. In the current economic climate any experience you can add to your CV could make all the difference when applying for jobs. Secondly, becoming competent with architectural software can be a very long process but the ability to use it is crucial in the

industry. Online it is possible to gain student licenses for a number of the major software packages used in the industry, I would advise downloading these as early as you can in the programme and begin learning to use them on your projects.

When I reflect on my time at Birmingham City University, and the Architectural Technology programme I can honestly say the final year was one of the biggest challenges I have faced in my life to date, but the sense of reward and satisfaction at the end made it all worthwhile. All the knowledge I had gained along with a strong work ethic lead me to exceed my own expectations and I graduated with First Class Honours. I am now in employment at an architectural practice in my home town and working towards building myself a successful career as a Chartered Architectural Technologist (MCAT).

Mark Caunter works for Simpson Hilder Associates in Lyndhurst, Hampshire.





Students at Sheffield Hallam University were given a fantastic opportunity in the summer of 2012 to develop a scheme for a new biodiverse roof at the Lowfield UMX centre. The students worked closely with the lead architect Cath Basillio, formerly of Sheffield City Council. **Usman Hussain**, Architectural Technology student at Sheffield Hallam, reports.

The design brief was to use as much recycled and reclaimed material as possible to construct a 'green' roof. Cath, now a senior lecturer at the university, was highly impressed with the students' designs. Materials used included rubber tyres, cut trees and recycled timber. Even a donation of sedum roofing was supplied for a section of the roof. These materials formed three sections to the entire roof, creating three different forms of shelter for living habitats.

Myra Burney, third year Architecture and Environmental Design student said: 'What I found interesting is how little sedum can still produce such a full flourishing garden. From constructing it in practice I learnt far more than I ever could from a book. Specifically, in relation to how the details of the materials fit and work together close up and the vast possibilities of sedum and how much you can do with it.'

Students' participation on this project allowed them to physically work on site and gain some experience of the day-to-day tasks one may undertake when in practice. This was highly beneficial for many attendees and we thank Cath Basillio for providing this wonderful opportunity for the students.



A gridshell student workshop at Sheffield Hallam University involved a material and spatial investigation of life size, light weight construction methods. By Usman Hussain.

The gridshell workshop held at Sheffield Hallam University involved students, guests and lecturers. This workshop was a great way to look into the construction of a model of a gridshell on a larger scale. The involvement of students allowed the structure to be designed in a unique and creative way. The design process showed the students the possibilities of what a gridshell could achieve, and how the construction would take place. The students were able to learn the possible outcomes from a small-scale model to a 1:1 model, which was done using timber pieces, and bolt connections. This gave the students first hand experience on

the construction side of the course, which sometimes is not possible on other courses. The timber gridshell design had two main focus points, The Leaf and The Swell. These two points studied indicated how the design of the timber gridshell would be formed and created when it is constructed.

The gridshell was made from softwood sections bolted together. Initially a flat latticed mat, the grid deforms three-dimensionally to create an undulating shell surface giving rise to spatial definition with a complex geometry. These forms not only produce interesting shapes, but possess astonishing structural loading abilities in relation to material efficiencies brought about by its own shape, liken to the structural behaviour and economies of an eggshell.

BIM

...sounds amazing, but what is it?

Helen Beresford, Architectural Technology student at Nottingham Trent University, attended the CIC regional focus event on Building Information Modelling (BIM). We have all heard of BIM, but what exactly is it?

Following the Construction Industry Council (CIC) regional focus events, I was excited and enthusiastic about Building Information Modelling (BIM). We were assured that it is the future of building design, and that by 2016 it is going to be mandatory on all government projects. I left the Crown Plaza inspired, tweeting Gary Ross (Capita Symonds) to thank him but, in all honesty, I was a little bit lost. BIM sounds fantastic, and many companies swear by it, but what exactly is it?

I know what it's not; it's not just 3D. 'It's not just a new technological application' said Steve Race, the Regional Ambassador for BIM. A week later we moved from a very smart meeting at the Crown Plaza to my own stomping ground; Nottingham Trent University. Again, we were greeted by Mukesh Kashyap, CIC East Midlands Chair, who in turn introduced us to the very charismatic Howard Gill from Bite Design, and it was he who clarified what, who, when and why BIM was. Now admittedly I'm a little slow on the uptake, but for those like me who haven't quite got their finger on it, this is what I've learnt.

Unlike previous software such as AutoCAD, BIM Level 2 begins with a model. The end product is modelled, and from that the software extracts the plans, sections and elevations needed to construct the building. This guarantees coordination between all drawings, and improves buildability because the building has been digitally constructed first and

the software has already checked for and highlighted any and all errors. As well as that, one change in the model will change all the drawings taken from it, because they are all interlinked. Gill sold BIM on three key points; unparalleled accuracy, increased productivity and stunning visualisations, and that's exactly what you get. All the designer's drawings will be connected and correct because BIM builds the building, and then draws it. And it doesn't just apply to designers; manufacturers can get involved in BIM, importing their products into the model. All this connection between model,

drawings, products etc prevents clashes, and an error checker within the program will highlight these clashes.

We've all used 2D programs to create plans, then a 3D program to create a model. BIM goes above these, into the fourth and fifth dimensions of information modelling; construction simulation and quantities. 4D programs like Navisworks products include a step by step animation of how and when each part of the construction will be built. This can be helpful in checking for conflicts, but also great in tendering so that contractors



can explain visually to the client how their building will be put together. A real-time walkthrough makes complex 3D buildings much clearer and more attractive to all parties, and can be infinitely helpful with extension and renovations. BIM is able to clearly show an existing building, highlighting the areas for demolition, then calculating the areas left after demolition, before highlighting the new extension designs, as well as modelling the projected design. Surely a program like this could make self-builds and renovations much cheaper and simpler for the uneducated.

The fifth dimension includes quantities. The information we can get out of BIM software improves exponentially the more information we put in. When starting off with BIM, about 65% of the input will be from the program, leaving only 35% of work for the office, and as time goes on and experience improves, your workload will decrease. If a building is fully modelled, programs like Vico software are able to deduce a full bill of quantities for the build and (as with the design drawings) this will adjust to any changes with the model accordingly and correctly. But quantities aren't the only thing that can be calculated. BIM includes an Energy Assessment, and it links with the National Building Specification (NBS). It

seems that we have one software to do almost everything. BIM also has a unique way of dealing with teamwork. Before, one huge DWG file would be sent to members of the project team, taking time and space. Changes made on one may not have been correctly transferred to the next again making more room for error. BIM creates a community for the team. All changes are colour coded according to the member that made the changes, and only the modified data is exchanged. This modified data is returned, updating the drawings.

'It seems that we have one software to do almost everything...'

The list of BIM's fantastic qualities seems endless, but there are still some issues that need to be ironed out. There are contract issues; the Joint Contracts Tribunal (JCT) does not currently recognise BIM as an accepted program, and in the same manner, insurance prices go up because BIM is so new. Although prices have gone down, there is

still a start-up cost, but you cannot charge the client a higher fee for using it. Although, with practice and experience, it is much faster to build using BIM than AutoCAD, it is highly recommended that your first few projects be small ones, because a loss will be made. Gary Ross told us 'your first project will take a hit', taking almost three times as long as it would have taken on AutoCAD. Training also takes time and money, and many employees may not be able to make the transition, resulting in staff losses. It's also very difficult to predict who will be good 'BIM-ers' as it takes different skills to those needed to use previous software.

The move into BIM isn't an easy one, but with all the benefits it seems only logical, and it's growing. In three years, all government funded projects will have to use BIM Level 2 and it's clear why. Its claims to unparalleled accuracy, increased productivity and stunning visualisations are well founded and the 4D and 5D additions have fantastically useful potential. The next step is to try it for yourself; there are many different types of BIM software, and you'll only know which is right for you, if any, is with a play around. And I do mean play! Each of the speakers ended their talks in the same way I'll end this piece – by the way, it's a pleasure to use!

Swimming with SHarcs

The Sheffield Hallam Architecture Society

The SHarc Society, founded just over a year ago by the students themselves, is a body that works in collaboration with the students and staff across all years of both the Architectural Technology and Architecture and Environmental Design courses. Steph Asher, Architecture and Environment student at Sheffield Hallam, reports.

The SHarc Society creates opportunities for all students to get involved in discussing ways in which their study and experiences at Sheffield Hallam can be further enhanced from what is already provided on the courses. A number of sub-committees have been formed from the SHarc Society, including Education, Trips and Social sub-committees: These sub-committees

have initiated various activities including 'Readings Of The City' which invites students weekly to read and discuss various issues in Architecture, Urbanism and Design Theory; and 'Studio Synergy' formed by students who aim to provide new ways of improving student wellbeing and study environments. These have included ongoing projects with teams of students working together to improve storage and workspace in the studios using waste and reclaimed materials.

SHarc Trips cross-references all student years against course schedules to ensure outings and events are equally available to everyone; including a 'Walking Tour' of Sheffield, allowing current and new students to meet and also introduce them to the City of Sheffield. SHarc

has increased collaboration of Architecture students in the City of Sheffield, alongside the Sheffield University Architecture Society. Students are offered opportunities in workshops such as the 'Hill Holt Sustainable Construction Day' in Lincolnshire and invited to the weekly Guest Lecture series available at both Sheffield Hallam University and Sheffield University.

The SHarc Society celebrated its success at its First Year Anniversary Ball this February. The society is looking forward to the future, sowing the seeds of opportunity by enhancing both creativity and study on the Architecture courses, continuing to grow and evolve with each new year of students at Sheffield Hallam University.

Focus on BIM

The Construction Industry Council (CIC) ran a series of BIM Focus events to demystify what will soon be the industry's major meeting point. By **Scott Eburne**, Architectural Technology student at Nottingham Trent University.

Building Information Modelling, or BIM as it is commonly known, is slowly preaching its philosophies and processes to the whole of the UK through the BIM Focus Events in every region. In October I attended the Coventry event at the ACT-UK Simulation Centre, part of Coventry University Technology Centre. The event attracted numerous individuals from across the board; academia, product manufactures, Chartered Architectural Technologists, architects, contractors, surveyors, all looking at the ways in which BIM will influence their work in the years to come.

It became clear that many present on the day were unsure of what BIM is, and exactly how it will affect our industry, including myself, and thus it was refreshing to hear upfront talks on how it relates to us as the user. Within five minutes of the first presentation from Steve Race, the BIM Regions' Ambassador, it struck me that BIM will soon become the substance that we live and breathe. It will become our bread and butter, but for me most importantly, it will scope my future career path and how I design buildings throughout my life.

What is BIM some of you may ask? Well, BIM covers a diverse range of principles, yet Steve pointed out the things which it is not. BIM is not just 3D design, or a new technology application, it is much more than that. BIM is a process, a way of sharing and managing information better, to aid the construction process in becoming more efficient on a corporate level. Four key words were projected onto the presentation board to define BIM, 'open sharable asset information', perhaps the most simple and precise way in which to depict what BIM actually is.

Jaimie Johnston, a Core Team Member of the BIM Task Group, gave a detailed analysis of the Government's 'BIM Strategy', how they intend to gain consistent industry data and to help train the supply chain. Jaimie gave the apt metaphor of BIM being the campfire, with

everyone gathering round it in order to work together. This works well as an image when trying to portray how BIM will function for us all.

Gary Ross, Director of BIM Innovation at Capita Symonds, discussed the practical use of BIM within his own work and how he has helped to ensure that all necessary parties are fully trained. Gary's key recommendation for those companies that are new to BIM, starting off on a test project, something you have done before or similar will help create fewer issues within the process. This will make the progression of BIM easier to understand and minimal mistakes will occur in the construction process. For many at the event, the presentations helped demystify the different conceptions of BIM that were held. Those delegates went away with the understanding that BIM can be used for any project, no matter how big or small. The question and answer session provided an in-depth response to all the queries delegates had, helping to provide a real summary of the day's events and how to move forward with BIM.

The day's events were held in the ACT-UK building, a facility which has moved forward the boundaries of the industry by providing capabilities to see a scheme being built before its construction. This allows contractors and designers alike to see any faults within the process and more importantly, for the client to interface with the proposed building, to make sure they get exactly what they require. Seeing the facilities first hand gave a real insight into how these technologies could revolutionise our field in the future.

The benefits of BIM to our industry are grand, with the potential to increase expansion and profit more than ever before. Perhaps BIM can be our renaissance. If it is, then we as Architectural Technology professionals should look to be at the forefront, not only with the use in design, but as potential BIM Managers for schemes. The skills



which AT professionals possess and have honed are a match made in heaven for BIM. Hopefully before 2016 we can show others in the industry that we are the pioneers of this era, and that we are the most valuable of assets to clients. The relationship between an established Institute and its student members is essential in order for a discipline to progress, develop and grow.

'BIM is not just 3D design, or a new technology application, it is much more than that. BIM is a process, a way of sharing and managing information'

AN IDEAS & INSPIRATION EVENT ON A **GRAND SCALE**

**GRAND
DESIGNS
LONDON**
EXCEL • 4 - 12 MAY



**INTERIORS
KITCHENS
BATHROOMS
GARDENS
BUILD
VILLAGE
TECHNOLOGY**

4 - 12 MAY 2013 • ExCeL • LONDON

**CLAIM YOUR FREE
WEEKDAY TICKET***
QUOTE 'CIAT13'

CALL OR BOOK ONLINE

0844 854 1348

www.granddesignslive.com

Miele

VELUX

*terms and condition apply: must be booked in advance, ends 30/ 4/13, subject to limited availability, max two ticket per household. Tickets valid for admission on any one day from 7-10 May 2013 only. Organised by Media 10 Ltd. Grand Designs is a trademark of FremantleMedia Limited. Licensed by FremantleMedia Enterprises. www.fremantlemedia.com.

Get involved

CIAT student membership is the first rung on your Architectural Technology career ladder – so step up and get involved, says [Liam Barnett](#), Architectural Technology student at Birmingham City University.

It's your first day at university on a CIAT Accredited programme. You get handed a student membership form from CIAT, fill it in, and you're a student member. Brilliant, but now what? Most students probably think the first year of study is just about finding your feet on the course, taking on board new information from lecturers across a spectrum of diverse modules – but there are some really good things you can start doing even at this early stage of your path to becoming a fully fledged Chartered Member (MCIAT) to improve your development when aspiring to be a Chartered Architectural Technologist.

One great way to learn more and get involved with fellow CIAT members is through social media. I've devoted time to this over the duration of my programme, building bridges and networking with many Architectural Technology professionals, mainly through Twitter and LinkedIn. From these I have learnt a considerable amount, just by reading how things work, what's going on, and I now have the benefit of knowing many fantastic CIAT members across the UK who I can turn to for advice or guidance. LinkedIn is great, a more formal platform of online networking, but a great place for discussion. I'd encourage everyone to join two groups on there: CIAT Member Hub and the grassroots forum made specifically for you, CIAT Member Hub Student Group. These were set up by members as a platform for members to communicate and discuss CIAT and industry related issues. Despite them only being set up last year they've been a real success already. If you have time – and as students we do get a little bit of that – get along to your CIAT Regional

Committee meetings. These are a great opportunity to meet fellow members and learn from the professionals practising the Architectural Technology discipline. There's a real sense of community in the Institute between all tiers of membership, and knowing members from across the country, I know plenty of Regions would love to get enthusiastic students involved with their meetings too.

'There's a real sense of community in the Institute between all tiers of membership'

An example of the willingness to increase student involvement is illustrated by my own Region (05 West Midlands). I'd been trying to get along to events but found the times and locations inconvenient. I mentioned this to our Regional Chairman Steve Scaysbrook (@scays) who has now started organising CPD events at my university, which is fantastic for all members. This example demonstrates a real opportunity for students from CIAT Accredited Universities including Birmingham City University, Coventry University, and Wolverhampton University to attend Regional meetings. I wouldn't have met many of the members from CIAT unless I'd got involved with fellow members on social media and attended events. This summer I managed to get to



EcoShowcase (Birmingham) and the 2012 Timber Expo (Coventry). Events like these are an opportunity to learn about new technologies, products, and materials while also being able to meet with fellow CIAT members from all grades of membership. They're well worth attending so be sure to take a look at what's happening near you over the coming months. You can keep up to date with events that are happening through the CIAT website, ebulletin or by taking a look at the comprehensive events calendar at: www.buildingdesignexpert.com. The latter is run by Mark Wilson MCIAT who has loads of resources on his site and writes some really good articles about Architectural Technology. Be sure to check them out.

Free guest lectures at Sheffield Hallam

Sheffield Hallam University (SHU) and The Sheffield Hallam Architecture Society (SHarc) have been working together for the last two years to bring a very successful free guest lecture series to SHU. Lectures have covered a huge range of topics including speaker's own work (architectural design, product design and urbanism), as well as the work of pioneering structural engineers Eladio Dieste and Heinz Eisler. Some of the speakers over the past two years have included:

Meridith Bowles
Philip Bintcliffe
Alan J Simpson
Alex Ely
Sumita Sinha
Andrew Merritt and Paul Smyth
Julian Lewis
Barra Mac Ruairi

Charlie Mackeith
Prof. John Chilton
Piers Gough CBE
David Kohn
Prof. Remo Pedreschi
Alan Pert
Julian DeMetz
Mike Tonkin
Liza Fior

The series is an essential part of the culture within architectural education at SHU. This is an excellent opportunity for everyone to broaden their horizons and look at their projects in a new light. We would like to invite you to join us for future lectures. We are particularly proud of being able to offer these lectures to everyone for FREE, as well as the opportunity to meet the speaker later in the pub.

For updates on the 2013 series please check the SHarc website (www.sharchitecture.co.uk) or Facebook (www.facebook.com/SHarchitecture) or send us an email at sharcmail@gmail.com.

We look forward to welcoming you in 2013!

For more information contact Susie Edwards:
uk.linkedin.com/pub/susie-edwards/59/707/214



Left: Liam Barnett (third from left) with President Colin Orr (far right) on the CIAT stand at the Eco showcase Roadshow in Birmingham

One thing that's great about CIAT is that if you have a problem or suggestion, the organisation is very approachable. Just phone or email the relevant member of staff at Central Office and they'll help or listen. From the grassroots members to those at the very top running the organisation, everyone I have met has embraced student members, offering advice, and also appreciating their thoughts. At the end of my second year I was reading through CIAT literature wondering how I could get involved more with the Institute – only a few months later I had the pleasure of meeting the CIAT President Colin Orr for a second time in a month, and that's after having the pleasure of meeting Immediate Past President, Barry Le Beuvant and Honorary Treasurer, Bob Kay. As I've found, if you want to get more involved with CIAT you really can, all of the

mentioned methods are ways in which you can achieve this. Why get involved more? As I'm now in my final year of my Architectural Technology programme, I know the importance of learning from professionals in the field, getting their advice, and as a result of networking in today's world new opportunities will come to people who want them if they try to get involved with the Institute or discipline.

I've been encouraging fellow students to get more involved with the Institute, because not only would it be very beneficial for your own development and contacts, it's great for Architectural Technology. It's important to promote CIAT, to raise awareness about the organisation, and educate fellow industry professionals about our future roles in the

'One thing that's great about CIAT is that the organisation is very approachable'

construction industry. Architectural Technologists are the future with the skill set they provide, so get involved, and learn from more experienced members at any opportunity you get. It'll all be worth it when you have the protected designation MCIAT after your name, and by getting involved at an early stage you will undoubtedly get to that Chartered Membership level quicker, as you'll be developing your knowledge outside of your university studies.

Bridging the gap

Luke Dallison, Architectural Technology student at Nottingham Trent University, took the plunge and got involved with his local Region, and found a valuable and welcoming professional network.

The relationship between an established Institute and its student members is essential in order for a discipline to progress, develop and grow. Putting this thought in motion, I answered the call of my local CIAT East Midlands Spring 2012 e-newsletter and took it upon myself to join the Regional Committee. The newsletter informed Regional members about forthcoming Continuing Professional Development (CPD) events, relevant news and the work of the Committee, and stated that the Committee was very keen to have more members involved, especially student members. As a student member, I decided to use the power of LinkedIn and sent a request to Robert Aspey MCIAT, the Regional Councillor, to ask if it was possible to attend future Committee meetings to gain an appreciation for the work that it undertakes.

Before I knew it, Robert had beaten me to the punch and replied to my message on LinkedIn asking if I would be interested in attending the next meeting – in two hours' time! In haste I replied that yes, I was willing and able and quickly changed into presentable attire for the meeting. As Robert lives locally, he also very kindly offered to pick me up. This reflects what the newsletter had said, that the Committee was keen to involve student members.

I am honestly one of those individuals who gets nervous when meeting new people and this, coupled with the thought of entering the 'lion's den' as it were, with no previous experience of such situations, heightened my existing nerves, particularly when I wasn't sure what was in store. When I arrived, I was introduced by Robert to all the present Committee members and was made to feel very welcome by all. I was given copies of the previous meeting minutes and the current meeting agenda, with the following topics to be discussed:

- Matters arising from previous minutes
- Chairman's Report



From left: Chris Butler MCIAT, Graham Smith MCIAT, Joe Travers ACIAT, Mark Macmanard TCIAT, Richard Coleman MCIAT, Scott Moore, Robert Aspey MCIAT.

- National Councillor's Report
- Treasurer's Report
- Secretary's Report
- Education Officer's Report
- Proposed Events
- Any Other Business (AOB)

Throughout the meeting, any discussions of which I may have had limited knowledge were addressed by all members who politely took the time to bring me up to speed with all the background and proceedings. I was always asked for my opinion on matters at a decision-making level and slowly but surely I was growing in confidence. It was endearing to learn how much time and effort actually goes into planning CPD seminars around the Region to keep all members up to date with changes in the industry, with a wide variety of highly informative and interactive events. The Regions do not have their own individual administrative offices or paid staff and the Committees are all CIAT members who give their own free time and volunteer themselves.

After attending two CIAT East Midlands Committee meetings it is very clear that the members who were once aspiring young learners (like us) are today still very passionate and involved with CIAT, promoting and raising the bar of the profession and Institute. The benefits of

joining a Committee within a professional organisation are infinite. People at all levels get involved for many reasons, but most importantly it is the fact that you feel positive about being able to make a difference within your industry. It has been an absolute privilege to be part of such a proactive Regional Committee and to meet very humble and friendly CIAT Committee members.

Students' attendance and participation at Regional level is rare but can provide an exponential injection of enthusiasm towards future Committee meetings, whilst also unleashing the potential of fresh ideas and different perspectives. Looking back, I have built confidence, met new people and developed the courage to speak before a group.

Following my input into the Regional Committee meetings, I have been assigned a responsible and accountable role as the East Midlands Region student representative. I hope in writing this article, it has given all students an insight of what goes on behind the scenes at a CIAT Regional level and it inspires, so that more members will endeavour to get involved and bridge the gap between Institute, practitioners and students like us.

Buck the trend

Tony Buck, student member from Sheffield Hallam University, was the winner of the 2012 CIAT Student Award for his Dearne Valley Eco Centre project. Tony has shown excellent technical analysis and ability to implement his knowledge on his own advanced design. He has displayed throughout his project the capability to use different systems and components to make the Eco Centre work.

Interview by [Usman Hussain](#), Architectural Technology student at Sheffield Hallam.

How did you begin work on the design?

Initially, working with tutors and bouncing ideas off friends helped until I had formulated a concept. From there multiple options were explored and refined until the optimum solution was achieved.

What is the best part of your design?

Generally the environmental strategy and the buildability of the scheme. Admittedly, it's not the most

adventurous or exciting in terms of aesthetics, but I would like to think it could actually be built and work sustainably.

What was your reaction when your design was chosen?

Obviously very proud and humble. My peers also produced some really good work. It's nice to know that all the hours put into the design has paid off! The fact that it was chosen by industry professionals is also encouraging.

Would you make any changes to any aspect of your design?

Of course, there are many. You can never be 100% happy with a design!

What was your inspiration for the detail and design?


I took inspiration from a number of sources. However, the design came as a result of organising and zoning the spaces to work both passively and effectively.

Did you enjoy the detailing?

Sure. Detailing is an important process in this field of work and it's important to get it right. This was the

first scheme I have detailed to this level, so it was a massive learning curve for me.

You can see a short clip showing Tony Buck's winning work at: www.ciat.org.uk/en/awards/Student_Award/previous-winners.cfm



Top: Tony Buck. Above: Tony's award winning design on the cover of the November/December 2012 issue of AT magazine.



Be a winner with CIAT's Student Award

The CIAT Student Award for Excellence in Architectural Technology 2013 is now open for entries, and is divided into two categories:

Project

Entrants must demonstrate their achievement of excellence in Architectural Technology by illustrating the composition of ideas put into practice and taken from a university/college assignment or a live project. Entry can be as an individual or as a group, but all entrants must be a student member of CIAT, studying in full or part-time education.


Technical report

Entrants must demonstrate their achievement of excellence in Architectural Technology by illustrating the composition of ideas in the form of a technical report or academic paper based on a dissertation or research assignment. Entry must be as an individual. The entrant must be a student member of CIAT, studying in full or part-time education.

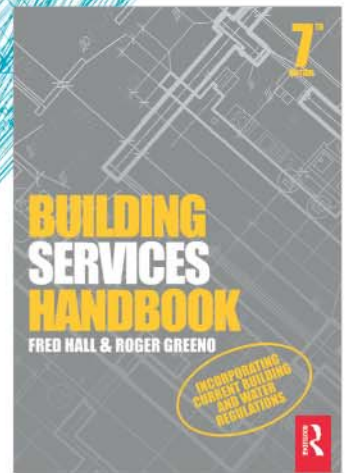
Winners receive:

- trophy
- certificate
- upgrade to Associate membership
- £750, £400 or £250 cash prize
- Publicity in AT magazine and online

To apply, please visit www.ciat.org.uk/en/awards/




978-0-415-59637-4



978-0-415-63140-2



978-0-415-62075-8



978-0-415-69259-5

ROUTLEDGE BUILDING AND CONSTRUCTION BOOKS

exclusive **20% discount** on the latest Routledge books for all CIAT members

Visit www.routledge.com/builtenvironment to browse our thousands of built environment publications, including those featured above.

Follow us on Facebook and Twitter

www.facebook.com/RoutledgeConstruction 

@RoutConstruct 