

**CIAT**  
EUROPE

# Europe Centre Strength in Numbers

Key statistics of the Europe Centre illustrating location, numbers and diversity of the Europe Centre membership.

Did you know that the Europe Centre membership ....

- has increased by almost 62% since the Centre was created in 2015?
- currently consists of 134 members?
- is currently spread over 16 countries?
- includes 111 active student members?

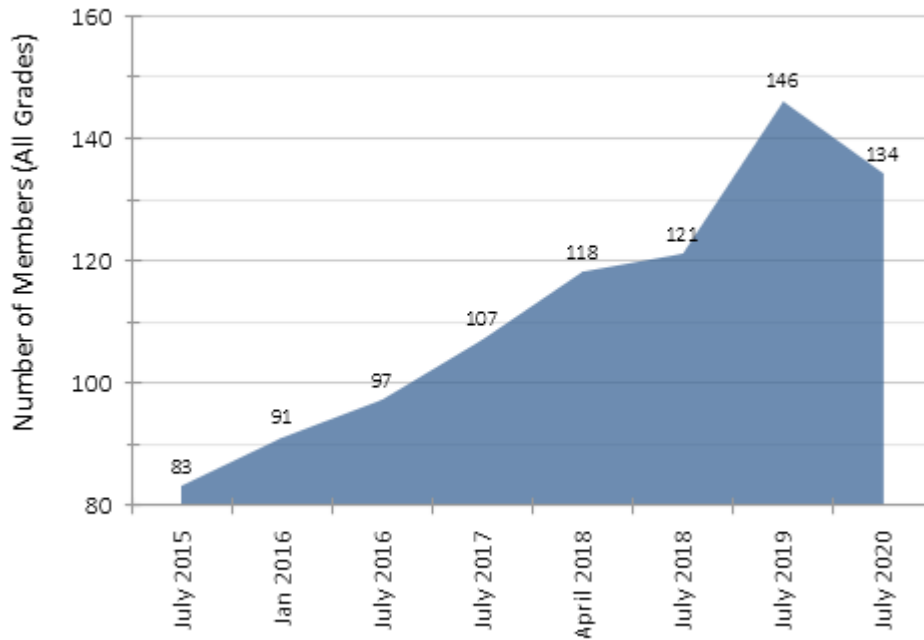
The Europe Centre has come a long way since it was founded and has great potential for the future. We have a vibrant and enthusiastic aspirATIion Group and we hosted the 2018 CIAT AGM.

The Centre's main challenge for the future is to encourage more student members to progress their membership after graduation.

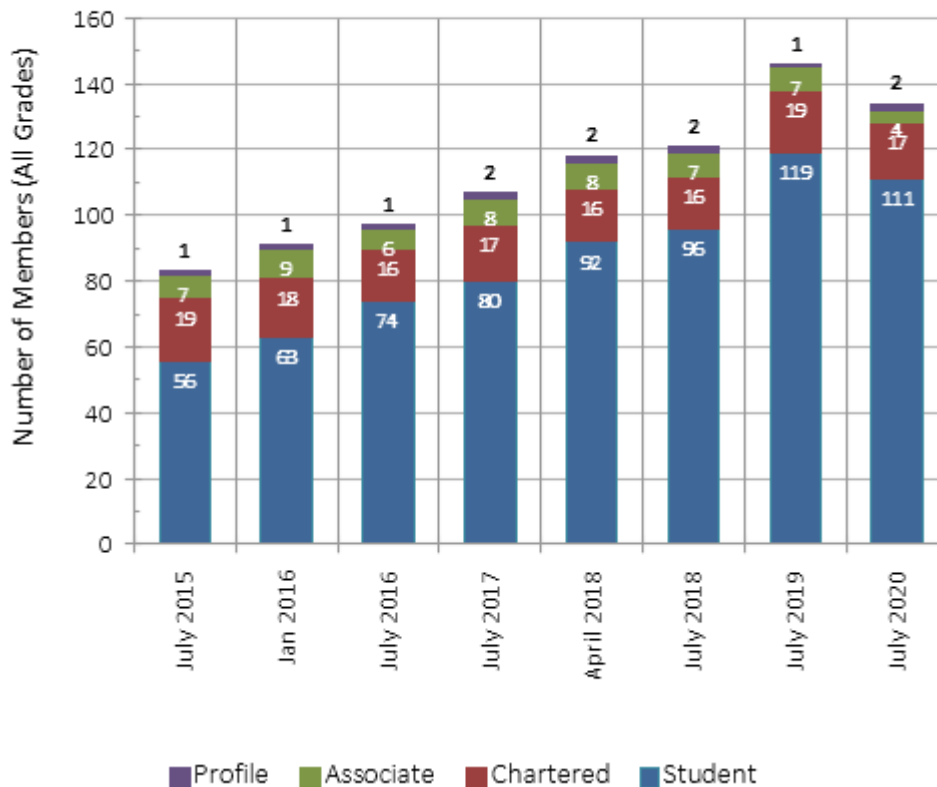
The following statistics show how the Centre has developed over time and the challenges it faces in the future.

## Europe Centre Growth since 2015

### Total Membership - All Grades



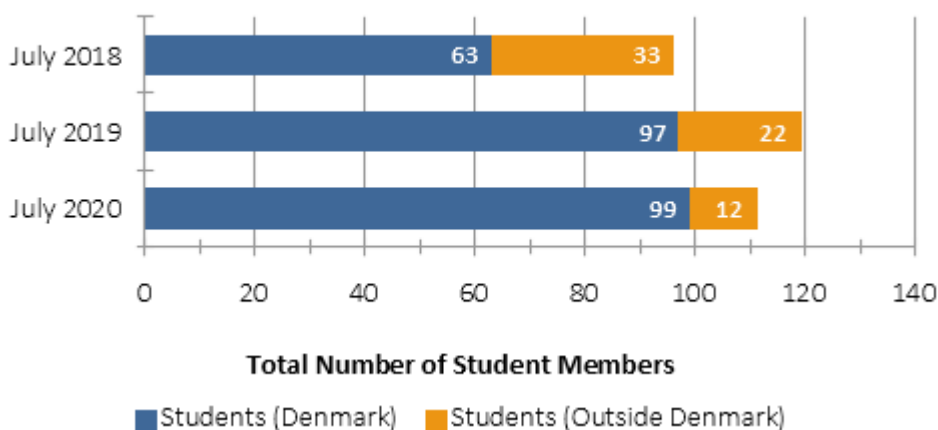
### Total Membership by Grade



## Number of Members per Country (All Grades)

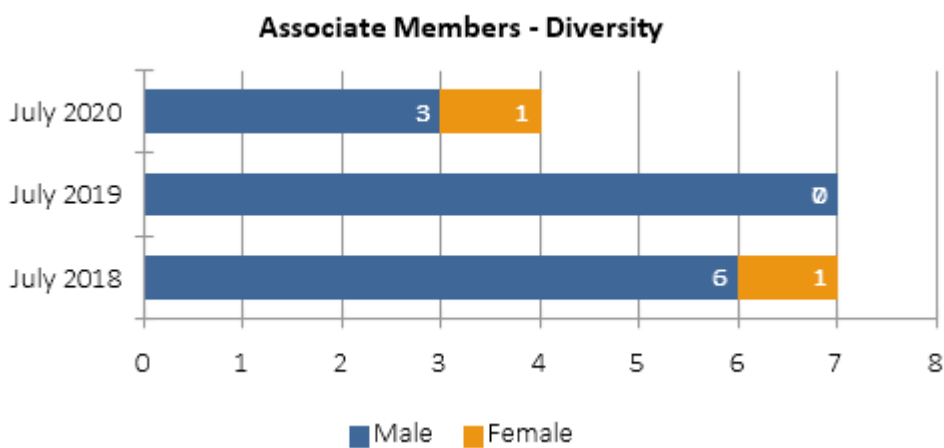
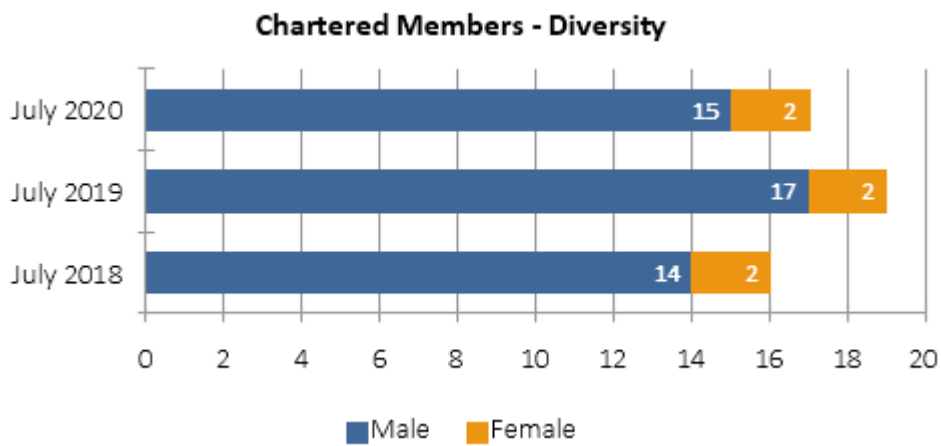
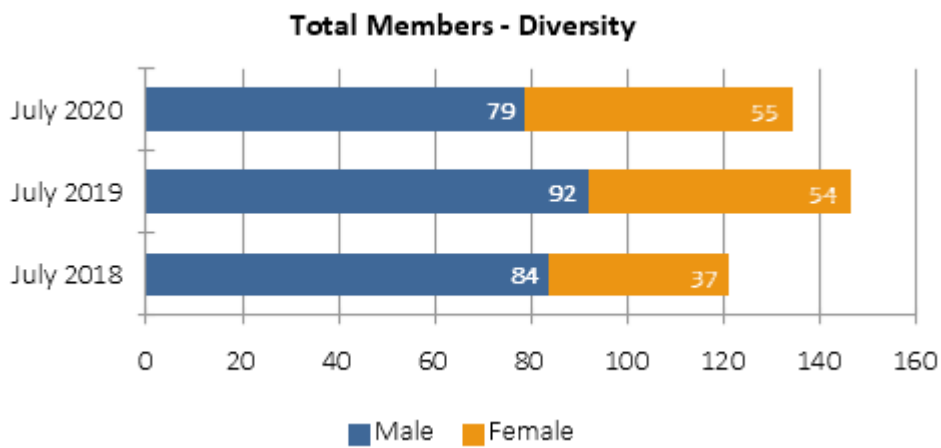
Country	Jan 2016	April 2018	July 2018	July 2019	July 2020
Austria	2	1	1	1	0
Bulgaria	0	1	1	1	2
Cyprus	1	1	1	1	1
Czech Republic	0	4	4	4	1
Denmark	57	73	76	105	105
Estonia	2	1	1	1	1
Finland	0	1	1	0	0
France	3	1	1	1	0
Germany	3	6	6	5	5
Gibraltar	2	1	1	1	1
Greece	0	3	3	1	0
Iceland	0	1	1	1	1
Italy	4	1	1	1	2
Latvia	0	0	0	1	0
Lithuania	2	3	3	1	2
Malta	1	1	1	1	1
Moldova	1	0	0	0	0
Netherlands	1	1	0	0	0
Norway	0	1	1	1	0
Poland	2	1	1	1	0
Portugal	1	0	0	0	0
Romania	1	3	3	3	1
Slovakia	2	5	6	2	2
Spain	3	4	4	8	5
Sweden	1	2	2	1	1
Switzerland	2	2	2	4	3
<b>Total:</b>	<b>91</b>	<b>118</b>	<b>121</b>	<b>146</b>	<b>134</b>

**Location of Student Members**

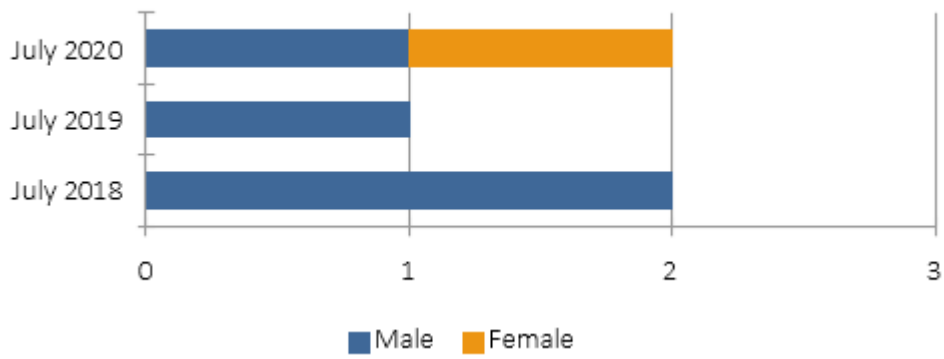


Please note that the number of student members recorded as being based in Denmark, includes students based at VIA University College (Aarhus & Horsens Campus) and the Copenhagen School of Design and Technology (KEA).

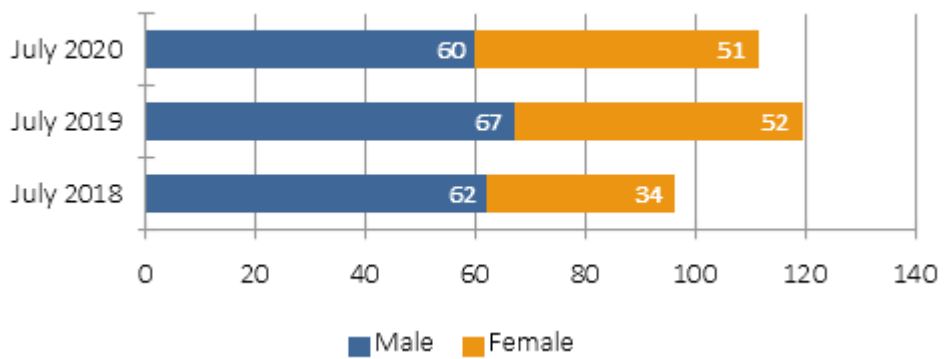
## Europe Centre Membership Diversity



### Profile Members - Diversity



### Student Members - Diversity



Please note that gender data is only available from 2018 onwards and data supplied by Central Office only has male/female split. The data presented is based on the data available to date and should not be taken as a indication of current gender policy.

## **Membership Review 2015 - 2020**

The Europe Centre has seen a slight reduction in student members compared to 2019 and is the first time since the Centre was founded that student membership has not increased. The reduction of student members appears to be students based outside of Denmark. The number of students registered in Denmark has marginally increased.

However we still do not see any real signs that the student members are progressing their Membership after graduating. For the real growth of the Centre, there is a need to increase the number of students progressing to Associate status and, hopefully, onto Chartered status.

As most of the student membership is from the Aarhus & Horsens campus of VIA University College Denmark, it is critical that CIAT nurtures the relationships with VIA and develops firmer links with the Copenhagen School of Design and Technology (KEA).

Since 2019, the Centre has continued to build contacts and a presence at KEA and there is great potential for building an international student network between VIA and KEA.

It should be noted that most (if not all) of the student members based in Denmark are not native-Danes. Both international and Danish students are required to become members of the Konstruktørforeningen (KF), the Danish AT Union.

It should also be noted that once students have graduated, they may choose to stay in Denmark, return to their home country or travel further afield. This should be accounted for with regards to fluctuations of members in the other European countries.

This document has been produced by Simon Coggins-Hill, Chair of the Europe Centre for the information of the Centre members and to assist the Committee and CIAT Central Office in developing future strategy. It is designed to be a "live" document that will be revised and expanded upon over time.

All statistical data used within this document was provided by Central Office.

**This document is for internal use and must not be distributed (in any format) outside of CIAT without prior written consent from Central Office.**

**Simon Coggins-Hill**

Chair, Europe Centre

Email: [europecentrechair@ciat-centres.org.uk](mailto:europecentrechair@ciat-centres.org.uk)